

GRADUATING STUDENT SURVEY UNDERGRADUATE 2023-2024

ROGERS STATE UNIVERSITY
Claremore, Oklahoma

Office of Accountability and Academics

Fall 2024



ROGERS STATE
UNIVERSITY


























2023-2024 Graduating Student Survey






3. Please select the program major for your first degree area.

	Response Percent	Response Total
Accounting, A.A.	0%	0
Allied Health Sciences, B.S.	0%	0
Applied Technology, B.T.	0%	0
Applied Technology, A.A.S.	0%	0
Biology, B.S.	14%	4
Biological Sciences, A.S.	3%	1
Business Administration, B.S.	7%	2
Business Administration, A.A.	0%	0
Business Information Technology, B.S.	0%	0
Chemical Engineering, B.S.	0%	0
Communications, B.A.	14%	4
Computer Science, A.S.	0%	0
Community Counseling, B.S.	0%	0
Criminal Justice Studies, A.A.	0%	0
Elementary Education, B.A. (through Cameron University)	0%	0
Elementary Education, A.A.	7%	2
Environmental Studies, B.A.	0%	0
Game Development, B.S.	0%	0
General Studies, B.G.S.	10%	3
History, B.A.	3%	1
Justice Administration, B.S.	3%	1
Liberal Art, B.A.	14%	4
Liberal Arts, A.A.	0%	0
Military History, B.A.	0%	0
Nursing, BSN	0%	0
Nursing, RN to BSN	0%	0
Organizational Leadership, B.S.	3%	1
Physical Science, A.S.	0%	0


3. Please select the program major for your first degree area.		Response Percent	Response Total
Public Affairs, B.A.		0%	0
Secondary Education, A.A.		0%	0
Social Science, B.S.		3%	1
Social Science, A.A.		0%	0
Social Studies Education, B.A.		0%	0
Sport Management, B.S.		0%	0
Visual Arts, B.F.A.		17%	5
Other		0%	0
Total Responses			29































4. If you have a program Option, please select it. If no Option, select "None."		Response Percent	Response Total
None		14%	4
Accounting		7%	2
Accounting and Budgeting		0%	0
Bridge NREMT-Paramedic/LPN-RN		0%	0
Business Studies		0%	0
Chemistry		0%	0
Collegiate Officer Program		0%	0
Communication Arts		0%	0
Communication Strategies		10%	3
Computer Network Administration		0%	0
Corporate Communications		0%	0
Engineering/Physics/Mathematics		0%	0
English		10%	3
English(Secondary Education)		0%	0
Entrepreneurship		0%	0
Environmental Conservation		7%	2
Environmental Studies		0%	0
Fitness Management		0%	0
Forensic Accounting		0%	0
General		10%	3
General Management		0%	0
Geology		0%	0


4. If you have a program Option, please select it. If no Option, select "None."		Response Percent	Response Total
Global Humanities		3%	1
Graphic Design		14%	4
History		0%	0
Human Resources Management		3%	1
Law/Justice		3%	1
Liberal Studies		0%	0
Management		0%	0
Marketing		0%	0
Medical/Molecular		3%	1
Multimedia		0%	0
Native American Studies		0%	0
Photographic Arts		3%	1
Political Science		0%	0
Psychology		3%	1
Public Affairs		0%	0
Radio-Television		0%	0
Renewable Energy Management		0%	0
Research and Analysis		0%	0
Social Studies		3%	1
Sociology		0%	0
Software Development and Multimedia		0%	0
Sport Business		0%	0
Studio Art		0%	0
Supply Chain Management		0%	0
Other		3%	1
Total Responses			29








5. If you have a second major, select the program major for your second degree area. If you do not have a second major, select "None."		Response Percent	Response Total
None		86%	19
Accounting, A.A.		0%	0
Allied Health Sciences, B.S.		0%	0
Applied Technology, B.T.		0%	0
Applied Technology, A.A.S.		0%	0



5. If you have a second major, select the program major for your second degree area. If you do not have a second major, select "None."		Response Percent	Response Total
Biology, B.S.		9%	2
Biological Sciences, A.S.		0%	0
Business Administration, B.S.		0%	0
Business Administration, A.A.		0%	0
Business Information Technology, B.S.		0%	0
Chemical Engineering, B.S.		0%	0
Communications, B.A.		0%	0
Computer Science, A.S.		0%	0
Community Counseling, B.S.		0%	0
Criminal Justice Studies, A.A.		0%	0
Elementary Education, B.A. (through Cameron University)		5%	1
Elementary Education, A.A.		0%	0
Environmental Studies, B.A.		0%	0
Game Development, B.S.		0%	0
General Studies, B.G.S.		0%	0
History, B.A.		0%	0
Justice Administration, B.S.		0%	0
Liberal Art, B.A.		0%	0
Liberal Arts, A.A.		0%	0
Military History, B.A.		0%	0
Nursing, BSN		0%	0
Nursing, RN to BSN		0%	0
Organizational Leadership, B.S.		0%	0
Physical Science, A.S.		0%	0
Public Affairs, B.A.		0%	0
Secondary Education, A.A.		0%	0
Social Science, B.S.		0%	0
Social Science, A.A.		0%	0
Social Studies Education, B.A.		0%	0
Sport Management, B.S.		0%	0
Visual Arts, B.F.A.		0%	0









5. If you have a second major, select the program major for your second degree area. If you do not have a second major, select "None."		Response Percent	Response Total
Other		0%	0
Total Responses			22

6. If you have a minor, please select it. If no minor, select "None."		Response Percent	Response Total
None		54%	14
American Studies		4%	1
Art		0%	0
Business Administration		4%	1
Biology		4%	1
Chemistry,		0%	0
Communication Arts		0%	0
Computer Science		0%	0
Corporate Communications		0%	0
Criminal Justice - COP		0%	0
English		0%	0
Environmental Studies		0%	0
Graphic Design		4%	1
History		0%	0
Honors		4%	1
Humanities		0%	0
Justice Administration		0%	0
Military History		0%	0
Music		0%	0
Native American Studies		4%	1
Not-for-Profit Administration		0%	0
Psychology		8%	2
Political Science		0%	0
Public Administration		0%	0
Radio-Television		0%	0
Social Entrepreneurship		0%	0
Sociology		4%	1
Spanish		4%	1
Sport Management		0%	0
Technical Writing		0%	0

6. If you have a minor, please select it. If no minor, select "None."		Response Percent	Response Total
Other		8%	2
Total Responses			26

7. What is your degree type? (Check all that apply.)		Response Percent	Response Total
AA		7%	2
AAS		0%	0
AS		0%	0
BA		34%	10
BFA		17%	5
BS		34%	10
BT		0%	0
Other Selection: View Responses		7%	2
Total Responses			29

10. Are you the first in your family to graduate from college?		Response Percent	Response Total
Yes		45%	13
No		55%	16
Total Responses			29

11. How satisfied are you with the following?		Response Percent	Response Total
Your overall RSU experience			
Very Satisfied		50%	15
Somewhat Satisfied		37%	11
Somewhat Dissatisfied		7%	2
Very Dissatisfied		7%	2
Total Responses			30
Your overall Department experience			
Very Satisfied		50%	15
Somewhat Satisfied		33%	10
Somewhat Dissatisfied		7%	2
Very Dissatisfied		10%	3
Total Responses			30
























12. Please rate your satisfaction with your general education at RSU. (If you transferred general education hours to RSU, this does not apply.)		Response Percent	Response Total
---	--	------------------	----------------





12. Please rate your satisfaction with your general education at RSU. (If you transferred general education hours to RSU, this does not apply.)















	Response Percent	Response Total
General academic advising in the first two years		
Very Satisfied	24%	7
Somewhat Satisfied	41%	12
Somewhat Dissatisfied	17%	5
Very Dissatisfied	0%	0
Does Not Apply	17%	5
Total Responses		29
Overall general education experience		
Very Satisfied	43%	13
Somewhat Satisfied	33%	10
Somewhat Dissatisfied	7%	2
Very Dissatisfied	3%	1
Does Not Apply	13%	4
Total Responses		30

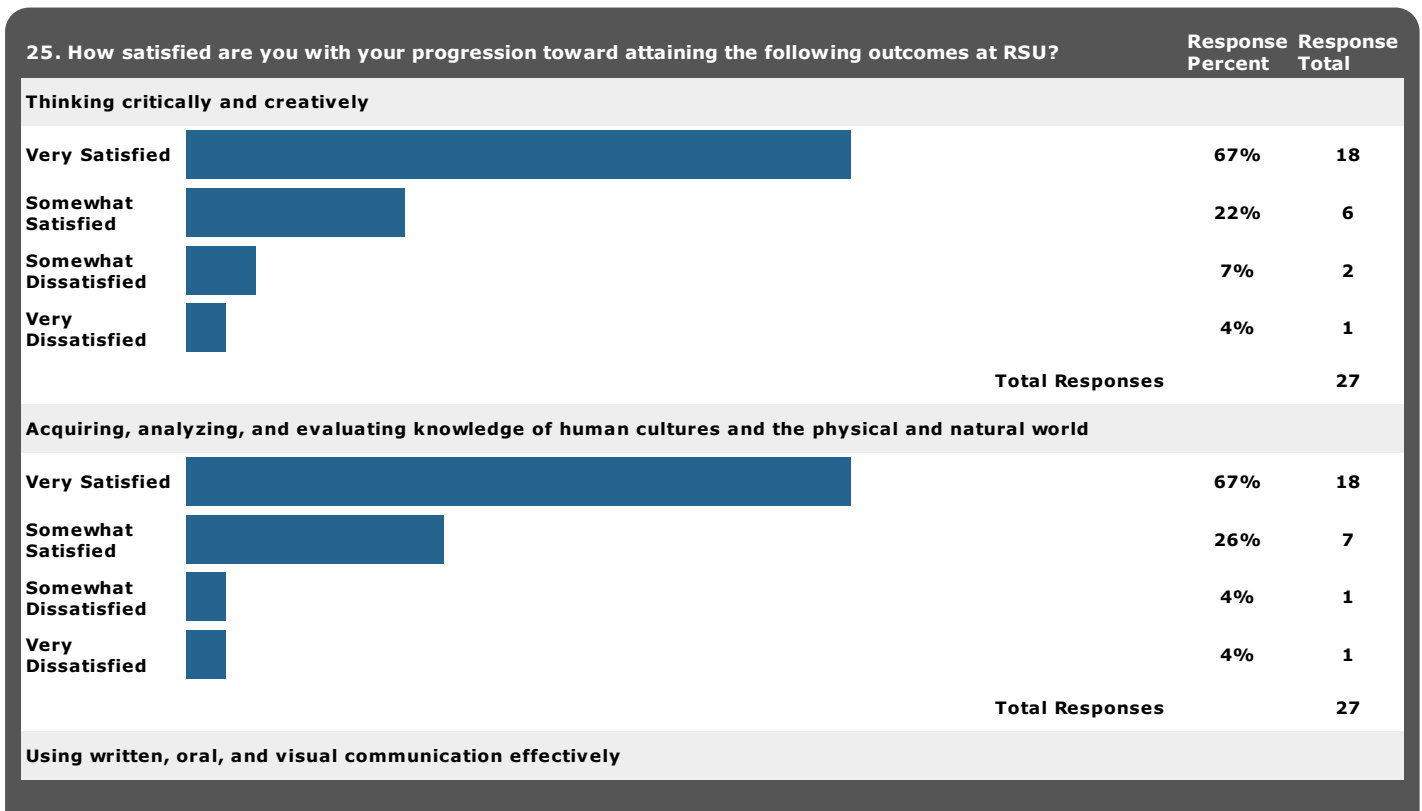
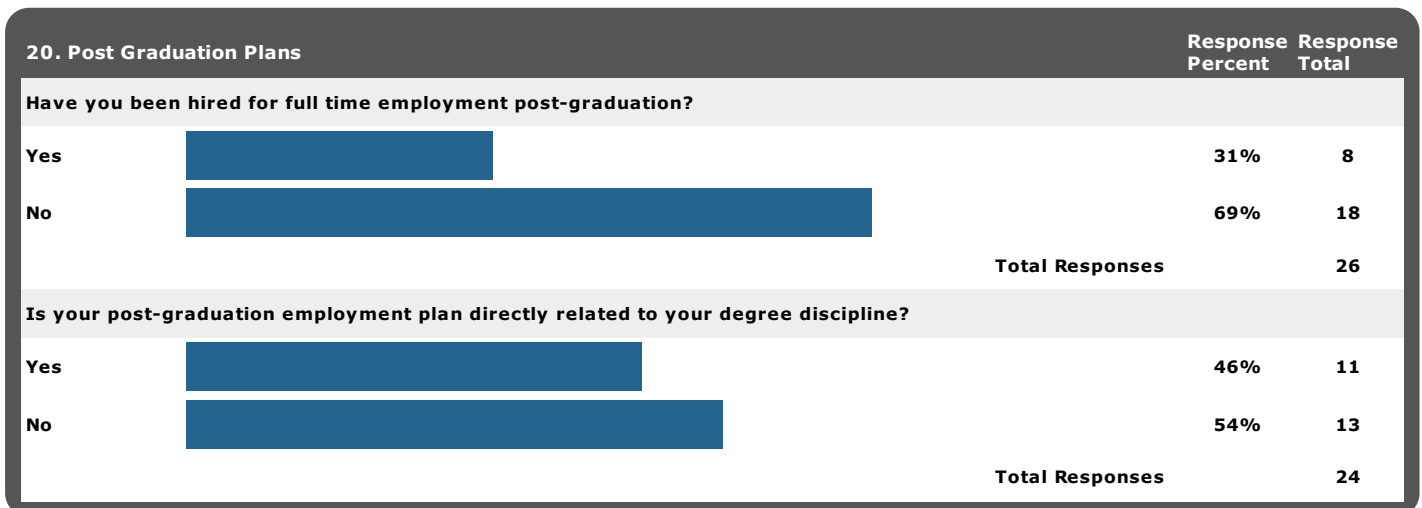
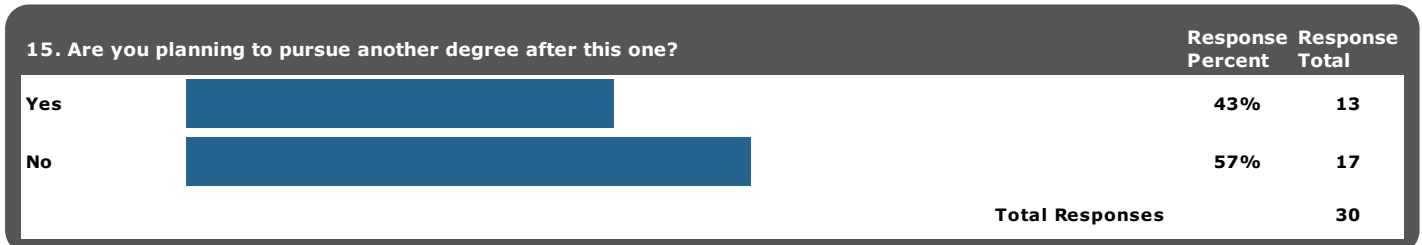
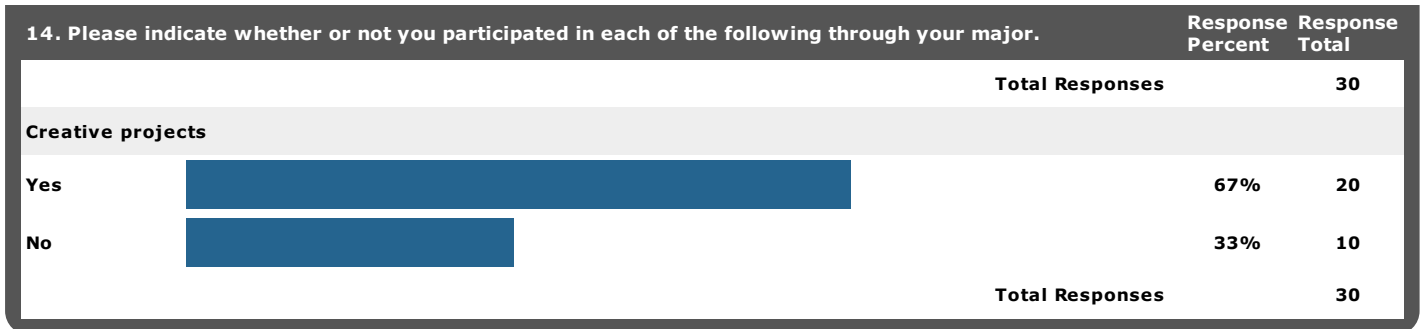
13. Please rate your satisfaction with your major department concerning the following:

























	Response Percent	Response Total
Accessibility to faculty in your major		
Very Satisfied	73%	22
Somewhat Satisfied	17%	5
Somewhat Dissatisfied	7%	2
Very Dissatisfied	3%	1
Total Responses		30
Quality of instruction in your major		
Very Satisfied	47%	14
Somewhat Satisfied	33%	10
Somewhat Dissatisfied	13%	4
Very Dissatisfied	7%	2
Total Responses		30
Maintenance of high academic standards		
Very Satisfied	50%	15
Somewhat Satisfied	37%	11
Somewhat Dissatisfied	7%	2
Very Dissatisfied	7%	2
Total Responses		30
Academic advising in your major		

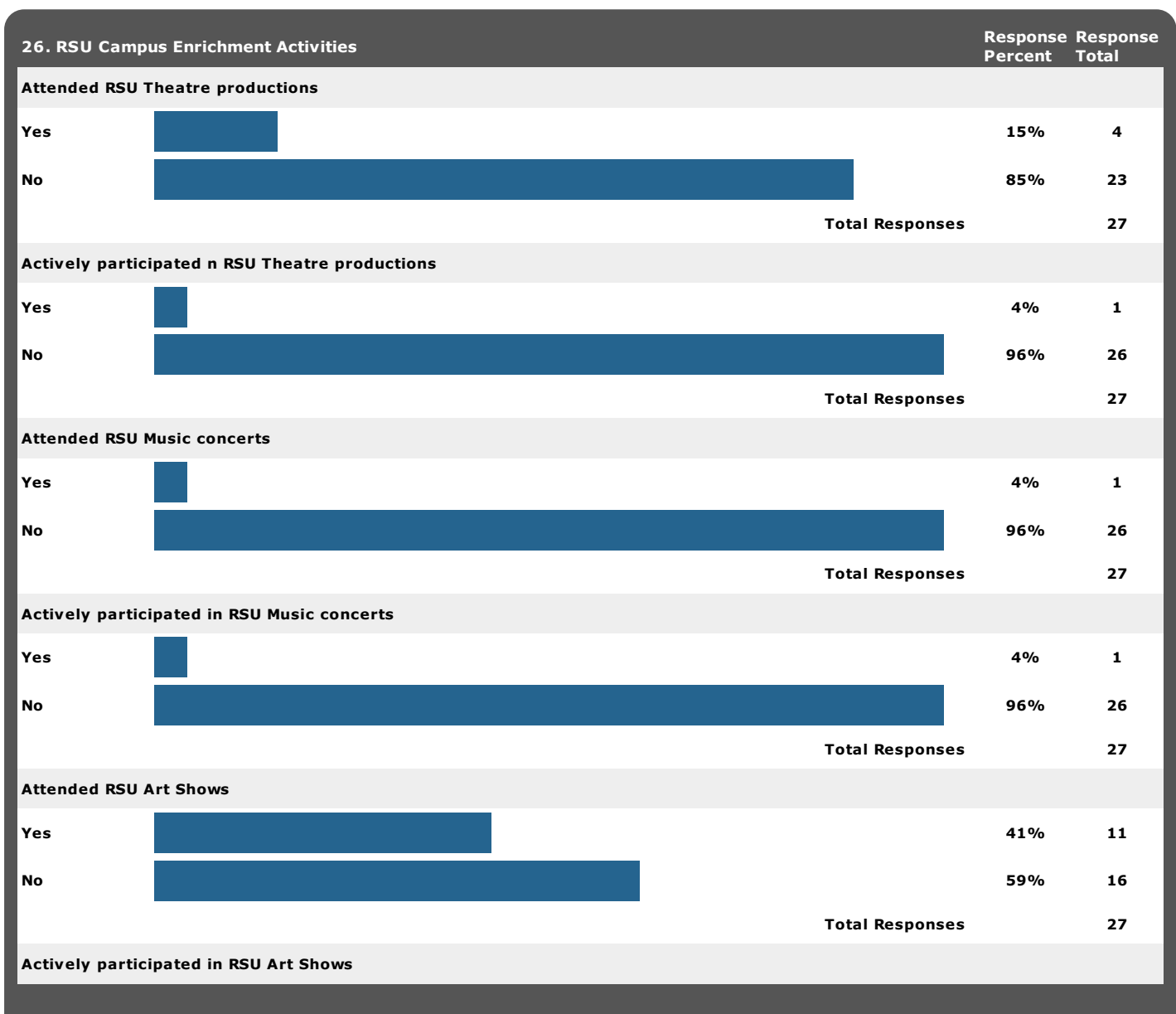
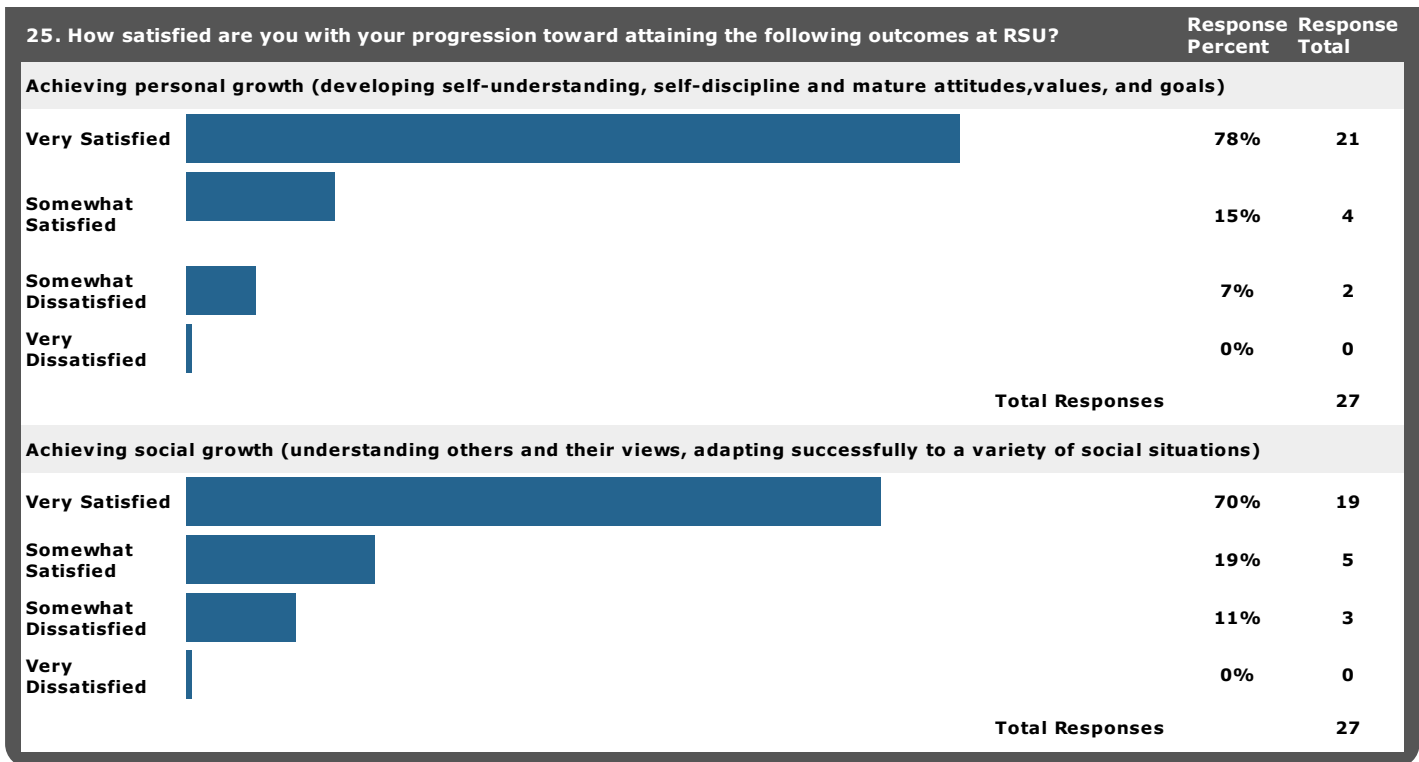
13. Please rate your satisfaction with your major department concerning the following:		Response Percent	Response Total
Very Satisfied		43%	13
Somewhat Satisfied		27%	8
Somewhat Dissatisfied		17%	5
Very Dissatisfied		13%	4
Total Responses			30
Availability of faculty for academic help			
Very Satisfied		63%	19
Somewhat Satisfied		17%	5
Somewhat Dissatisfied		17%	5
Very Dissatisfied		3%	1
Total Responses			30
Preparation for advanced classes in your major			
Very Satisfied		40%	12
Somewhat Satisfied		43%	13
Somewhat Dissatisfied		7%	2
Very Dissatisfied		10%	3
Total Responses			30
Intellectual challenge in your major			
Very Satisfied		60%	18
Somewhat Satisfied		27%	8
Somewhat Dissatisfied		10%	3
Very Dissatisfied		3%	1
Total Responses			30
Helping you develop your writing			
Very Satisfied		43%	13
Somewhat Satisfied		53%	16
Somewhat Dissatisfied		0%	0
Very Dissatisfied		3%	1
Total Responses			30
Helping you prepare for your chosen career			
Very Satisfied		47%	14
Somewhat Satisfied		20%	6
Somewhat Dissatisfied		20%	6
Very Dissatisfied		13%	4
Total Responses			30

13. Please rate your satisfaction with your major department concerning the following:		Response Percent	Response Total
Your overall experience in your major			
Very Satisfied		57%	17
Somewhat Satisfied		23%	7
Somewhat Dissatisfied		13%	4
Very Dissatisfied		7%	2
Total Responses			30

14. Please indicate whether or not you participated in each of the following through your major.		Response Percent	Response Total
Practicum, internship, field/lab experience outside of RSU, co-op experience, shadowing, or clinical assignment			
Yes		47%	14
No		53%	16
Total Responses			30
Community service			
Yes		37%	11
No		63%	19
Total Responses			30
Service learning/Volunteer work for class credit			
Yes		27%	8
No		73%	22
Total Responses			30
Work on a research project with a faculty member outside of a course or program requirement			
Yes		13%	4
No		87%	26
Total Responses			30
Study abroad			
Yes		7%	2
No		93%	28
Total Responses			30
Senior Capstone project or thesis			
Yes		90%	27
No		10%	3
Total Responses			30
Scholarly research			
Yes		67%	20
No		33%	10


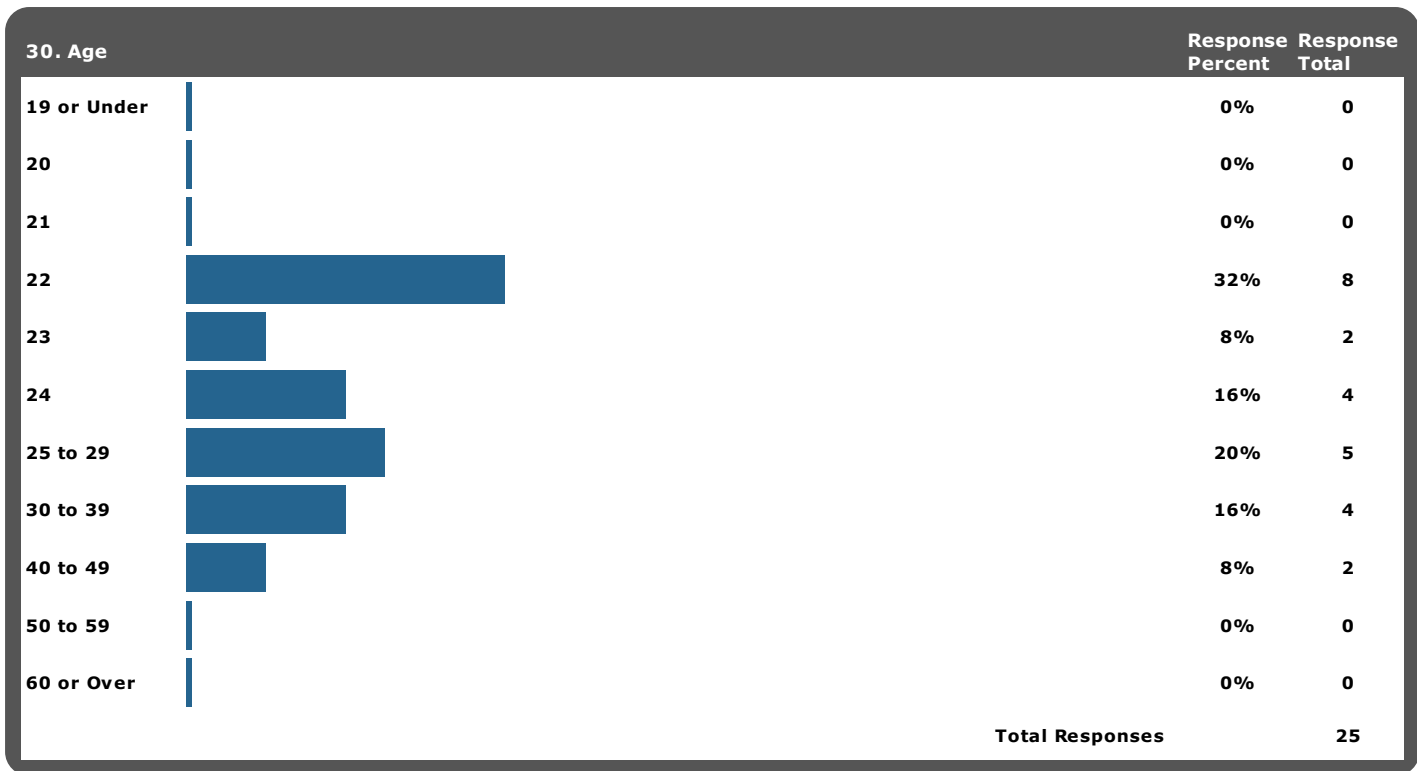


25. How satisfied are you with your progression toward attaining the following outcomes at RSU?		Response Percent	Response Total
Very Satisfied		67%	18
Somewhat Satisfied		22%	6
Somewhat Dissatisfied		11%	3
Very Dissatisfied		0%	0
Total Responses			27
Developing an individual perspective on the human experience, and demonstrate an understanding of diverse perspectives and values			
Very Satisfied		67%	18
Somewhat Satisfied		22%	6
Somewhat Dissatisfied		7%	2
Very Dissatisfied		4%	1
Total Responses			27
Demonstrating civic knowledge and engagement, ethical reasoning, and skills for lifelong learning			
Very Satisfied		67%	18
Somewhat Satisfied		30%	8
Somewhat Dissatisfied		4%	1
Very Dissatisfied		0%	0
Total Responses			27
Mastering the specific outcomes of your degree program			
Very Satisfied		56%	15
Somewhat Satisfied		22%	6
Somewhat Dissatisfied		19%	5
Very Dissatisfied		4%	1
Total Responses			27
Achieving intellectual growth			
Very Satisfied		78%	21
Somewhat Satisfied		11%	3
Somewhat Dissatisfied		11%	3
Very Dissatisfied		0%	0
Total Responses			27
Preparing for further study			
Very Satisfied		52%	14
Somewhat Satisfied		26%	7
Somewhat Dissatisfied		15%	4
Very Dissatisfied		7%	2
Total Responses			27



26. RSU Campus Enrichment Activities		Response Percent	Response Total
Yes		19%	5
No		81%	22
		Total Responses	27
Actively participated in department based clubs			
Yes		41%	11
No		59%	16
		Total Responses	27
Actively participated in University sponsored clubs or organizations			
Yes		48%	13
No		52%	14
		Total Responses	27
Attended University sponsored concerts			
Yes		7%	2
No		93%	25
		Total Responses	27
Attended RSU sporting events			
Yes		33%	9
No		67%	18
		Total Responses	27
Actively participated in RSU sporting events			
Yes		4%	1
No		96%	26
		Total Responses	27
Attended tutoring sessions			
Yes		15%	4
No		85%	23
		Total Responses	27

29. Gender		Response Percent	Response Total
Male		36%	9
Female		56%	14
Non-binary		8%	2
Prefer not to say		0%	0
		Total Responses	25



1.	
1.	
2.	
3.	
4.	
5.	
6.	
7.	
8.	