




## 2023 RSU Alumni Survey





### 3. Please rate below how strongly you believe RSU meets each of the following criteria:

Response Percent    Response Total





**Mission: RSU ensures students develop the skills and knowledge required to achieve professional and personal goals in dynamic local and global communities.**

Strongly Agree		42%	10
Agree		50%	12
Not Sure		0%	0
Disagree		8%	2
Strongly Disagree		0%	0
<b>Total Responses</b>			<b>24</b>






### **Integrity: RSU operates with integrity**

Strongly Agree		33%	8
Agree		29%	7
Not Sure		12%	3
Disagree		25%	6
Strongly Disagree		0%	0
<b>Total Responses</b>			<b>24</b>




### **Teaching and Learning: Courses and programs are relevant and rigorous;**


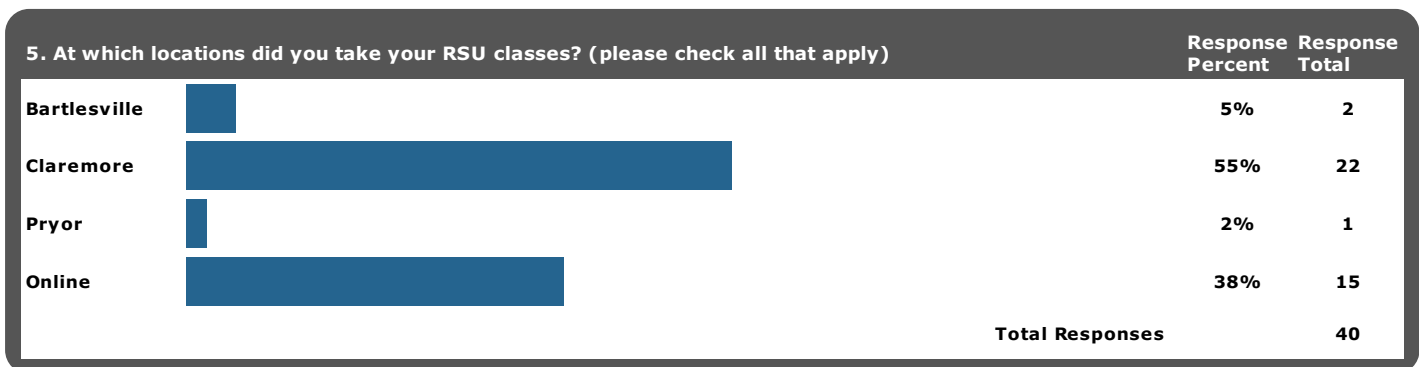
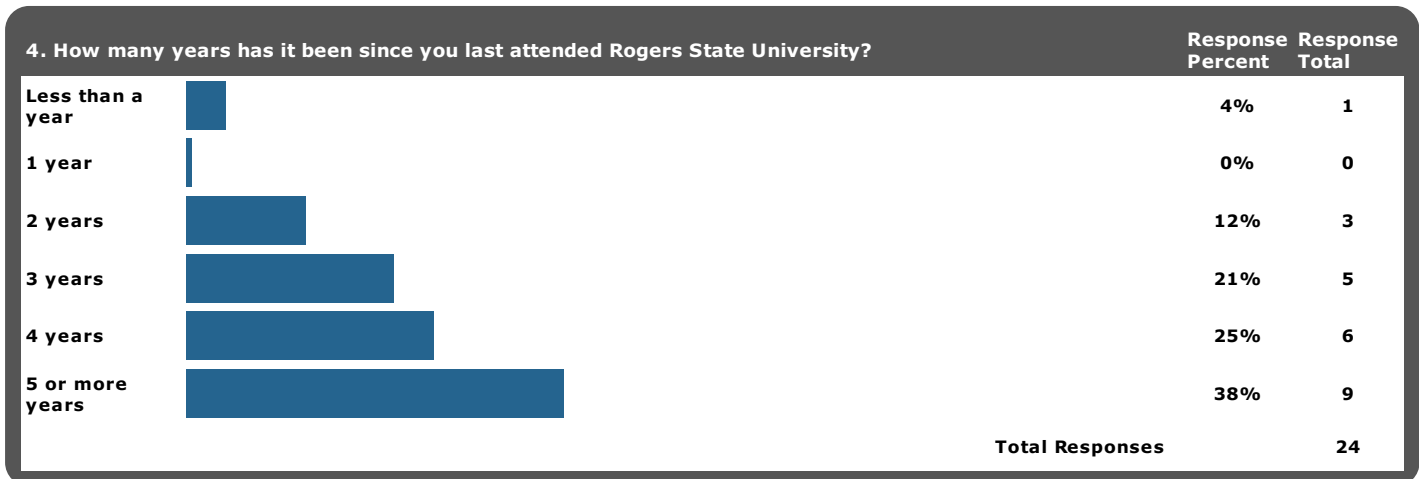
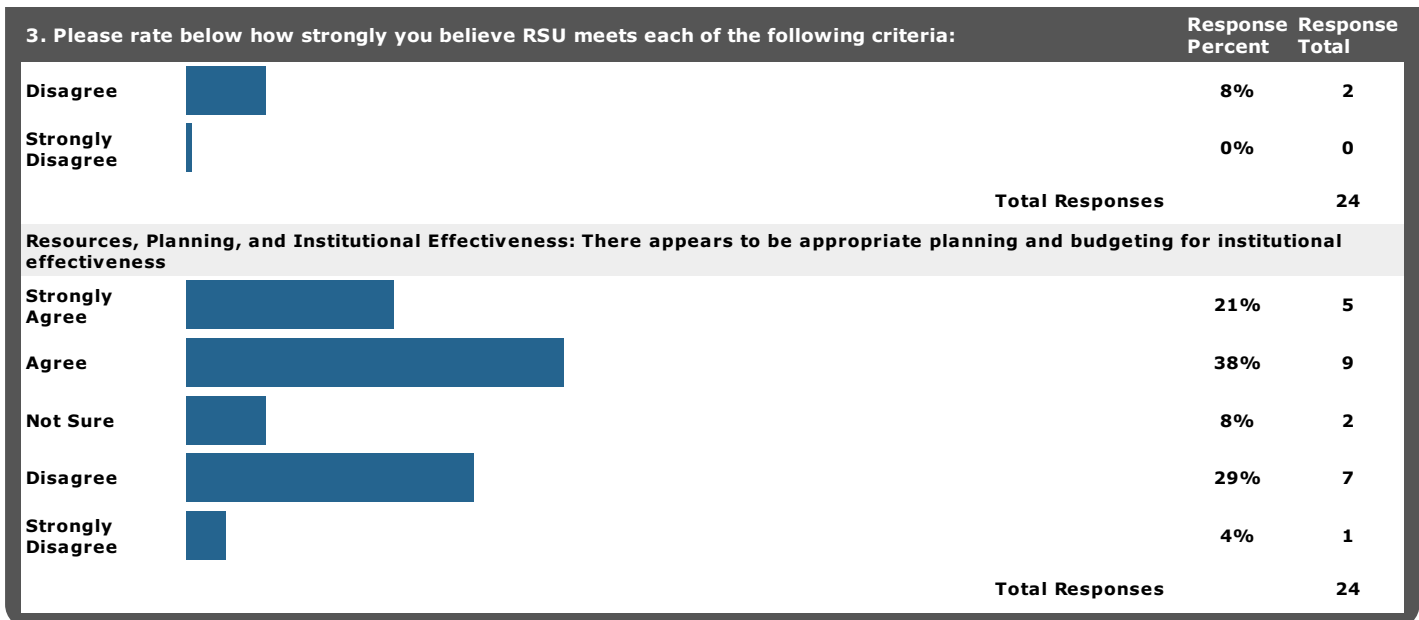
Strongly Agree		33%	8
Agree		46%	11
Not Sure		12%	3
Disagree		8%	2
Strongly Disagree		0%	0
<b>Total Responses</b>			<b>24</b>

### **Teaching and Learning: There is adequate support for students, faculty, and staff**

Strongly Agree		25%	6
Agree		38%	9
Not Sure		8%	2
Disagree		21%	5
Strongly Disagree		8%	2
<b>Total Responses</b>			<b>24</b>





### **Teaching and Learning: RSU demonstrates responsibility for quality education and student success**






Strongly Agree		25%	6
Agree		46%	11
Not Sure		21%	5

















7. What was your major while at RSU?

	Response Percent	Response Total
Accounting, A.A.	0%	0
Applied Technology, A.A.S.	0%	0
Applied Technology, B.T.	0%	0
Biological Sciences, A.S.	0%	0
Biology, B.S.	8%	2
Business Administration, A.A.	0%	0
Business Administration, B.S.	12%	3
Business Administration, M.B.A.	21%	5
Business Information Technology, B.S.	0%	0
Communications, B.A.	8%	2
Community Counseling, B.S.	0%	0
Computer Science, A.S.	0%	0
Criminal Justice Studies, A.A.	0%	0
Elementary Education, A.A.	0%	0
Elementary Education, B.A. (through Cameron University)	0%	0
Emergency Medical Services, A.A.S.	0%	0
General Studies, B.G.S.	0%	0
History, B.A.	4%	1
Justice Administration, B.S.	4%	1
Liberal Art, B.A.	4%	1
Liberal Arts, A.A.	0%	0
M.B.A.	0%	0
Military History, B.A.	0%	0
Nursing, A.A.S.	8%	2
Nursing, B.S.	4%	1
Organizational Leadership, B.S.	8%	2
Physical Science, A.S.	0%	0
Public Affairs, B.A.	8%	2
Secondary Education, A.A.	0%	0
Social Science, B.S.	4%	1

7. What was your major while at RSU?		Response Percent	Response Total
Social Sciences, A.A.		0%	0
Sport Management, B.S.		0%	0
Visual Arts, B.F.A.		4%	1
Other		0%	0
<b>Total Responses</b>			<b>24</b>





8. What is your primary means of communication with RSU?		Response Percent	Response Total
Internet/Website		18%	4
Alumni communication		23%	5
Personal contact with faculty or staff		36%	8
Know someone who attends		5%	1
Email		18%	4
<b>Total Responses</b>			<b>22</b>

9. Please answer the following questions candidly.		Response Percent	Response Total
<b>If I could start college over, I would choose to attend RSU.</b>			
Strongly Agree		46%	11
Agree		29%	7
Uncertain		17%	4
Disagree		0%	0
Strongly Disagree		8%	2
<b>Total Responses</b>			<b>24</b>
<b>If I could start college over, I would choose the same major.</b>			
Strongly Agree		46%	11
Agree		17%	4
Uncertain		25%	6
Disagree		4%	1
Strongly Disagree		8%	2
<b>Total Responses</b>			<b>24</b>
<b>Regardless of the financial benefits, my college education has improved the quality of my life.</b>			
Strongly Agree		54%	13
Agree		38%	9
Uncertain		0%	0
Disagree		0%	0
















9. Please answer the following questions candidly.

		Response Percent	Response Total
Strongly Disagree		8%	2
<b>Total Responses</b>			<b>24</b>

10. How does the quality of education provided at RSU compare with other colleges?

		Response Percent	Response Total
Better		17%	4
About the same		38%	9
Worse		8%	2
Unable to judge		38%	9
<b>Total Responses</b>			<b>24</b>

11. How much did your education at RSU contribute to your personal growth in each of the following areas?

		Response Percent	Response Total
<b>Ability to acquire and evaluate information</b>			
Very Much		58%	14
Somewhat		29%	7
Very Little		12%	3
<b>Total Responses</b>			<b>24</b>
<b>Ability to analyze and integrate knowledge</b>			
Very Much		54%	13
Somewhat		38%	9
Very Little		8%	2
<b>Total Responses</b>			<b>24</b>
<b>Ability to develop perspectives and and understanding of the human experience</b>			
Very Much		46%	11
Somewhat		42%	10
Very Little		12%	3
<b>Total Responses</b>			<b>24</b>
<b>Ability to communicate effectively in writing</b>			
Very Much		50%	12
Somewhat		38%	9
Very Little		12%	3
<b>Total Responses</b>			<b>24</b>
<b>Ability to speak effectively</b>			
Very Much		54%	13
Somewhat		29%	7
Very Little		17%	4

11. How much did your education at RSU contribute to your personal growth in each of the following areas?

Response  
Percent

Response  
Total

Total Responses

24

12. Indicate whether each of the following was a major source, minor source, or not a source of funds for your college education.

Response  
Percent

Response  
Total

Parents or relatives

Major Source		25%	6
Minor Source		8%	2
Not a Source		67%	16
<b>Total Responses</b>			<b>24</b>

Personal savings

Major Source		12%	3
Minor Source		46%	11
Not a Source		42%	10
<b>Total Responses</b>			<b>24</b>

Summer employment

Major Source		21%	5
Minor Source		21%	5
Not a Source		58%	14
<b>Total Responses</b>			<b>24</b>

Employment year-round

Major Source		50%	12
Minor Source		33%	8
Not a Source		17%	4
<b>Total Responses</b>			<b>24</b>

Employment at RSU

Major Source		12%	3
Minor Source		38%	9
Not a Source		50%	12
<b>Total Responses</b>			<b>24</b>

Spouse

Major Source		9%	2
Minor Source		4%	1
Not a Source		87%	20
<b>Total Responses</b>			<b>23</b>

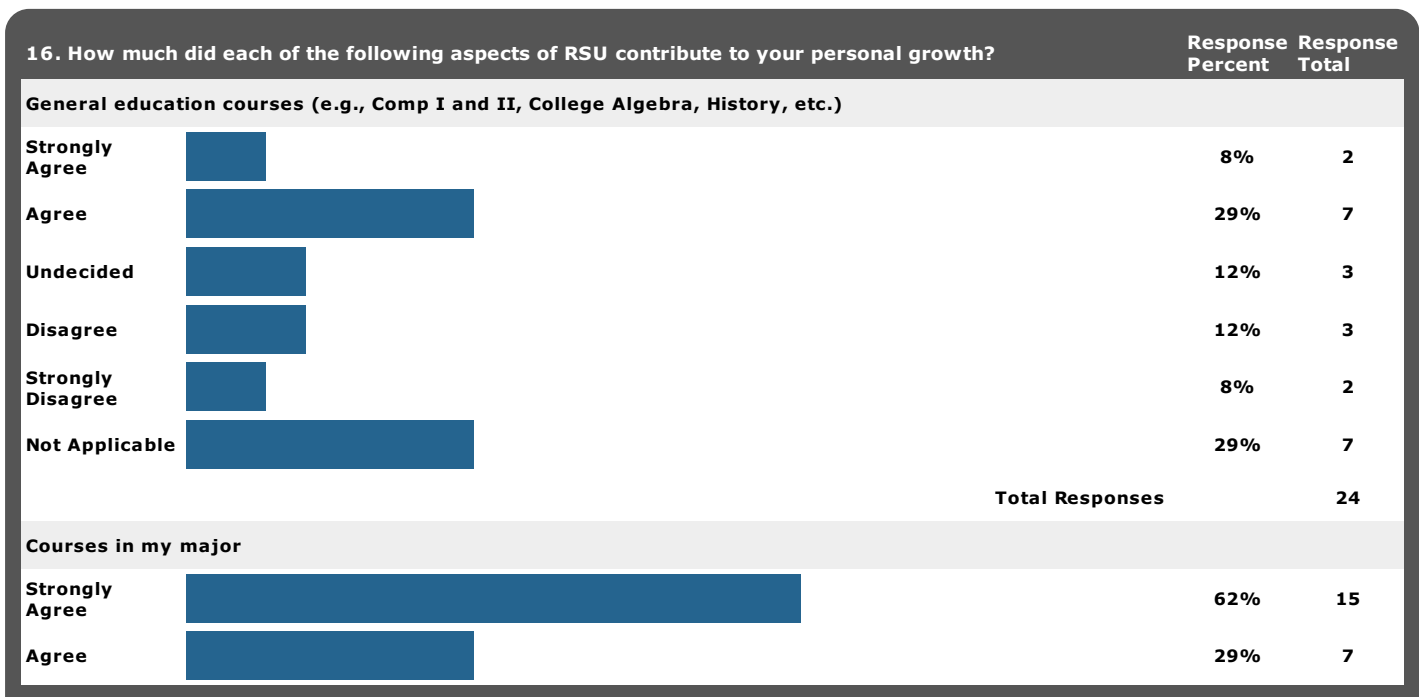
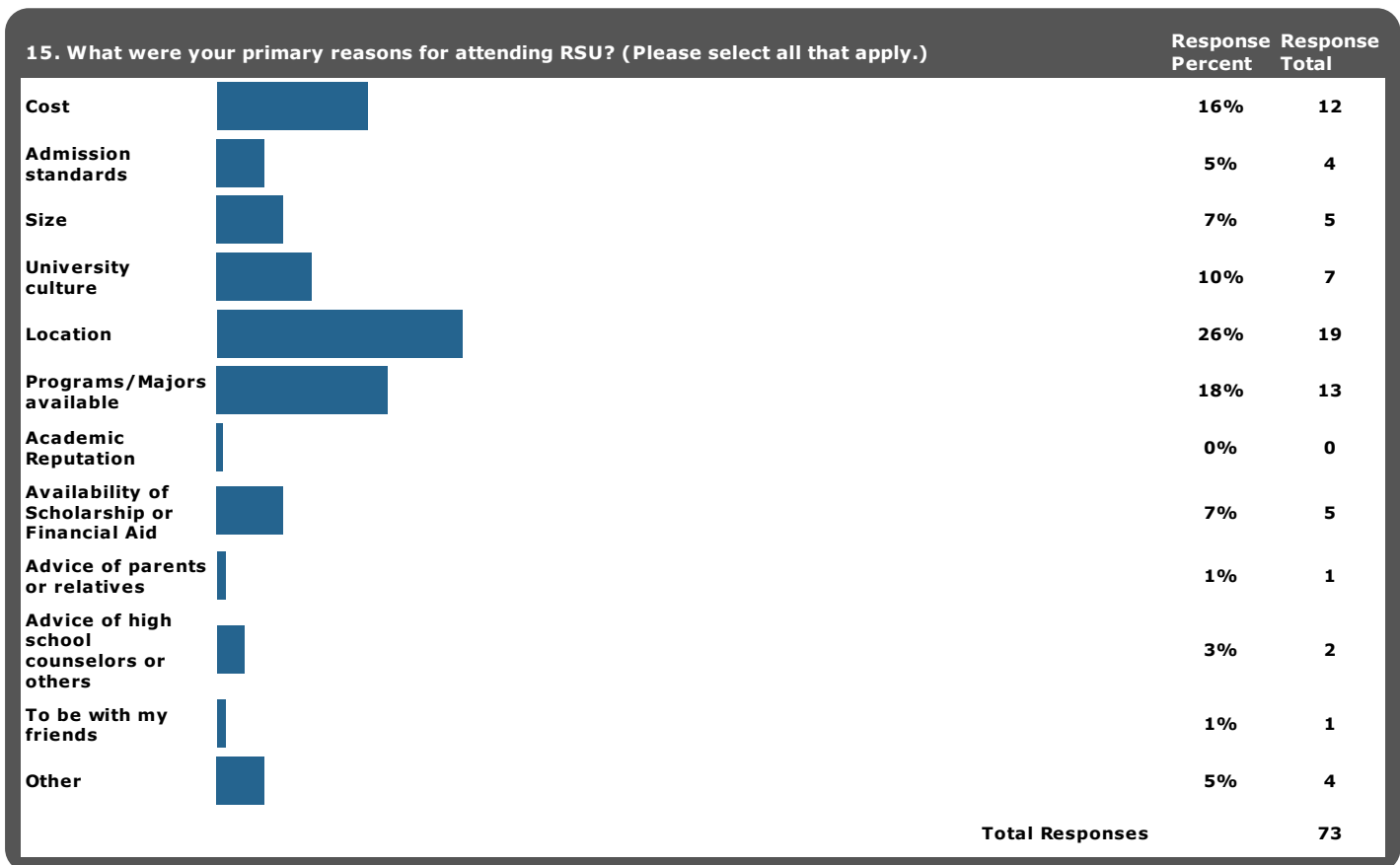
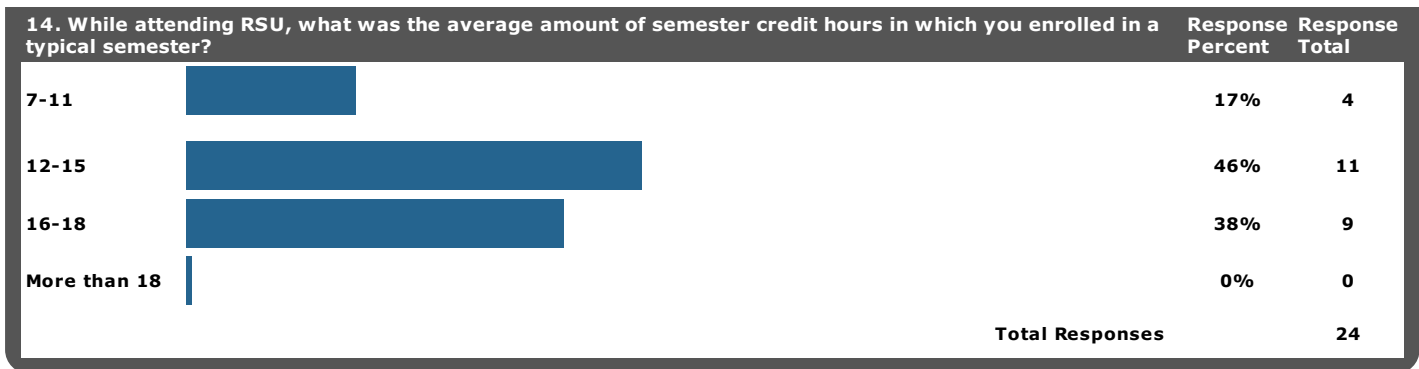
VA benefits

Major Source		9%	2
Minor Source		4%	1

12. Indicate whether each of the following was a major source, minor source, or not a source of funds for your college education.		Response Percent	Response Total
Not a Source		87%	20
<b>Total Responses</b>			<b>23</b>
<b>Social Security benefits</b>			
Major Source		0%	0
Minor Source		0%	0
Not a Source		100%	23
<b>Total Responses</b>			<b>23</b>
<b>Student loans (Perkins loan, Federal Direct loan, etc.)</b>			
Major Source		61%	14
Minor Source		4%	1
Not a Source		35%	8
<b>Total Responses</b>			<b>23</b>
<b>Scholarships</b>			
Major Source		21%	5
Minor Source		33%	8
Not a Source		46%	11
<b>Total Responses</b>			<b>24</b>
<b>Educational grants (Pell grants, FSEOG, Oklahoma Promise, etc.)</b>			
Major Source		33%	8
Minor Source		21%	5
Not a Source		46%	11
<b>Total Responses</b>			<b>24</b>

13. While attending RSU, what was the average amount of hours you worked for pay in a typical week?		Response Percent	Response Total
Did not work while attending RSU.		4%	1
1 - 10 hours per week		0%	0
11 - 20 hours per week		42%	10
21 - 30 hours per week		17%	4
31 - 40 hours per week		4%	1
More than 40 hours per week		33%	8
<b>Total Responses</b>			<b>24</b>

14. While attending RSU, what was the average amount of semester credit hours in which you enrolled in a typical semester?		Response Percent	Response Total
1-6		0%	0





16. How much did each of the following aspects of RSU contribute to your personal growth?		Response Percent	Response Total
Undecided		0%	0
Disagree		0%	0
Strongly Disagree		8%	2
Not Applicable		0%	0
<b>Total Responses</b>			<b>24</b>
<b>Academic advising</b>			
Strongly Agree		21%	5
Agree		25%	6
Undecided		33%	8
Disagree		4%	1
Strongly Disagree		12%	3
Not Applicable		4%	1
<b>Total Responses</b>			<b>24</b>
<b>Career counseling</b>			
Strongly Agree		0%	0
Agree		17%	4
Undecided		17%	4
Disagree		0%	0
Strongly Disagree		12%	3
Not Applicable		54%	13
<b>Total Responses</b>			<b>24</b>
<b>Internships for academic credit</b>			
Strongly Agree		12%	3
Agree		12%	3
Undecided		17%	4
Disagree		0%	0
Strongly Disagree		0%	0
Not Applicable		58%	14
<b>Total Responses</b>			<b>24</b>
<b>Study Abroad/International experiences</b>			
Strongly Agree		4%	1
Agree		0%	0
Undecided		4%	1
Disagree		0%	0
Strongly Disagree		0%	0







16. How much did each of the following aspects of RSU contribute to your personal growth?

Response  
Percent







Response  
Total

Not Applicable		92%	22
<b>Total Responses</b>			<b>24</b>







Service learning (service as a required part of a course)

Strongly Agree		4%	1
Agree		0%	0
Undecided		8%	2
Disagree		4%	1
Strongly Disagree		0%	0
Not Applicable		83%	20
<b>Total Responses</b>			<b>24</b>







Community service (service not required as part of a course)

Strongly Agree		8%	2
Agree		12%	3
Undecided		17%	4
Disagree		4%	1
Strongly Disagree		0%	0
Not Applicable		58%	14
<b>Total Responses</b>			<b>24</b>

Residential life (general experiences in the residence halls)

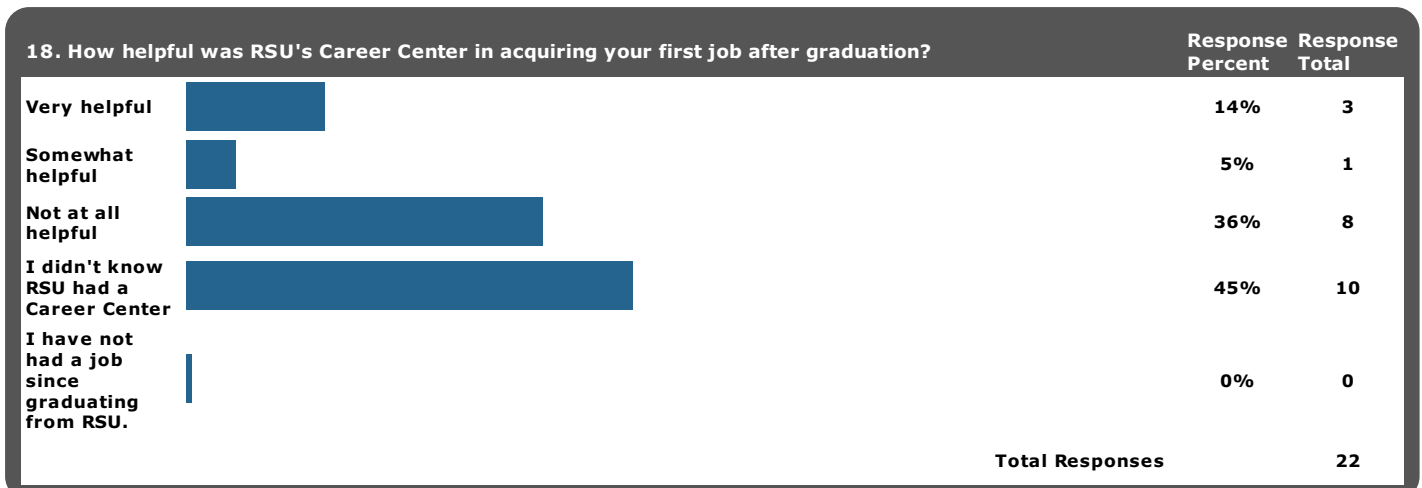
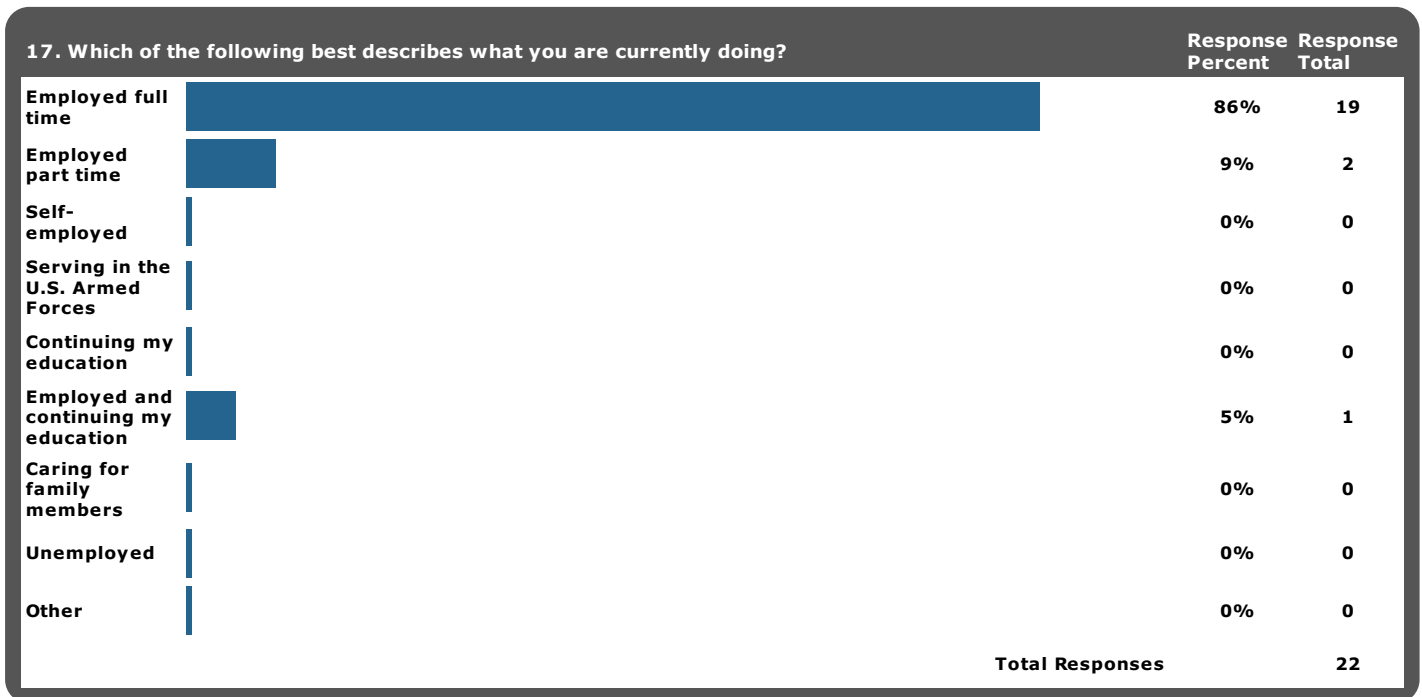
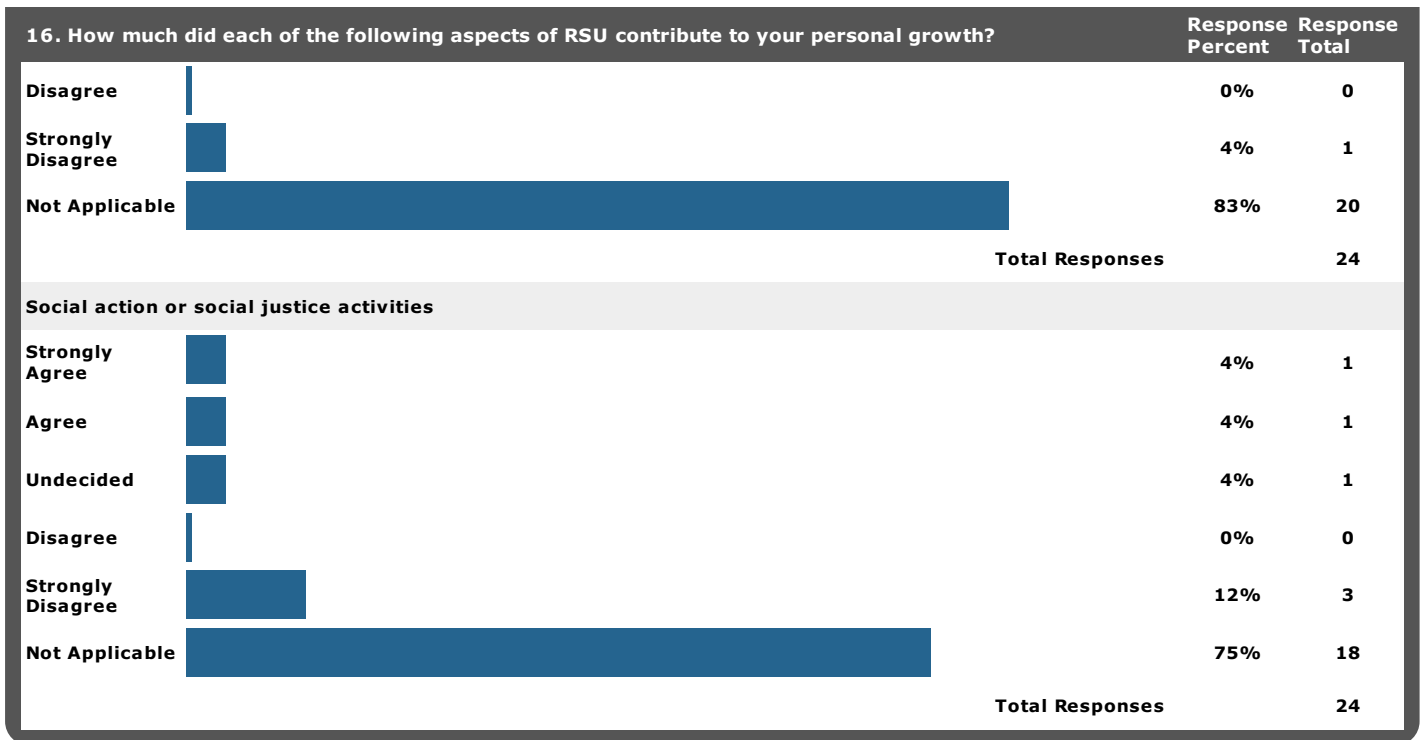
Strongly Agree		8%	2
Agree		17%	4
Undecided		0%	0
Disagree		0%	0
Strongly Disagree		4%	1
Not Applicable		71%	17
<b>Total Responses</b>			<b>24</b>

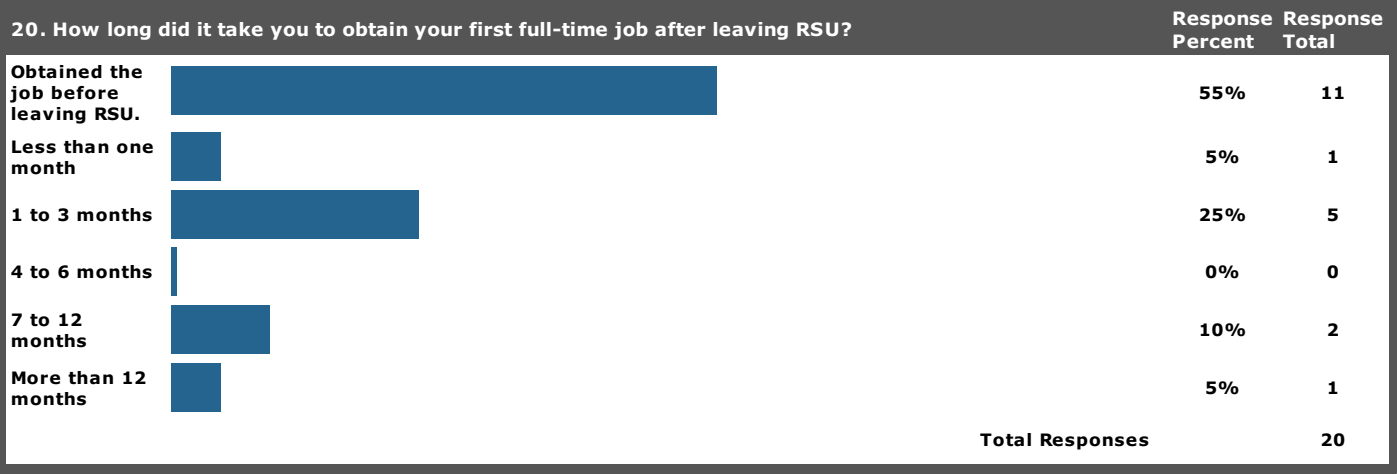
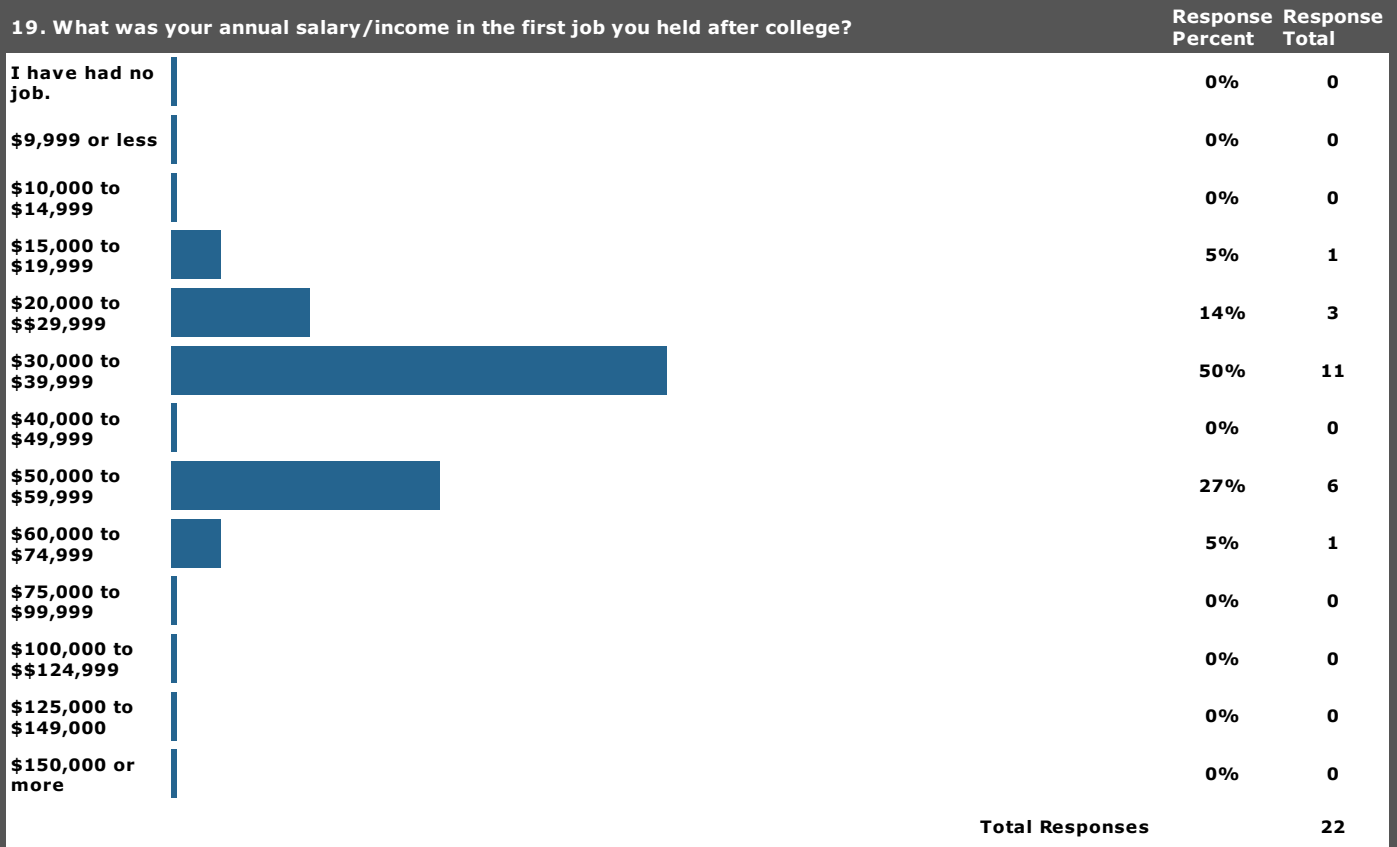
Student government

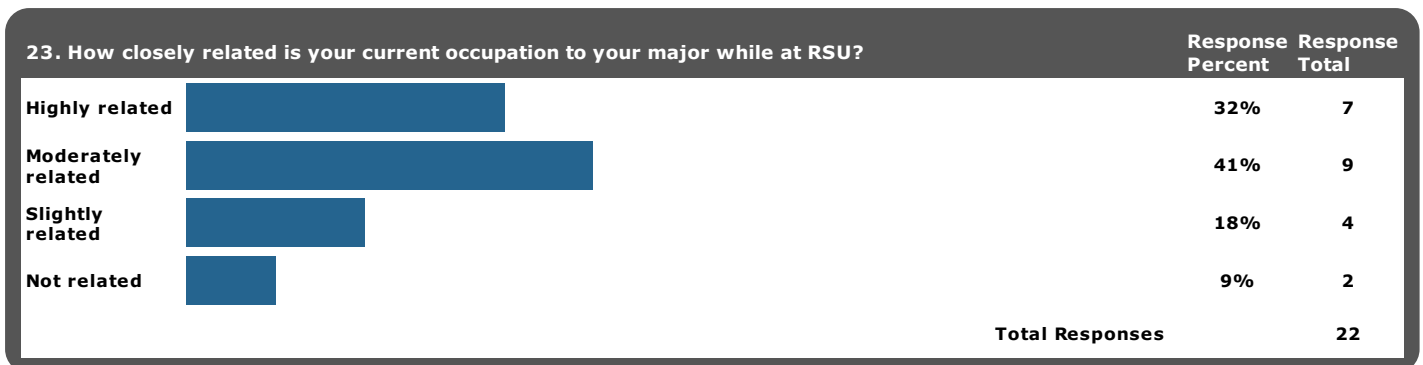
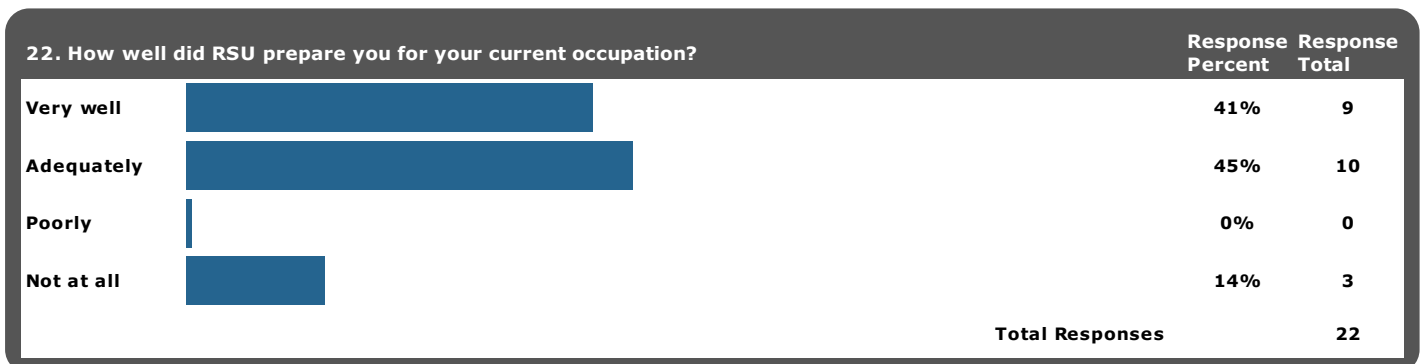
Strongly Agree		0%	0
Agree		12%	3
Undecided		4%	1
Disagree		0%	0
Strongly Disagree		0%	0
Not Applicable		83%	20
<b>Total Responses</b>			<b>24</b>






Student organizations and clubs










16. How much did each of the following aspects of RSU contribute to your personal growth?		Response Percent	Response Total
Strongly Agree		4%	1
Agree		12%	3
Undecided		8%	2
Disagree		4%	1
Strongly Disagree		8%	2
Not Applicable		62%	15
<b>Total Responses</b>			<b>24</b>
<b>Intramural athletics</b>			
Strongly Agree		0%	0
Agree		4%	1
Undecided		4%	1
Disagree		4%	1
Strongly Disagree		0%	0
Not Applicable		88%	21
<b>Total Responses</b>			<b>24</b>
<b>Intercollegiate athletics</b>			
Strongly Agree		8%	2
Agree		0%	0
Undecided		4%	1
Disagree		0%	0
Strongly Disagree		0%	0
Not Applicable		88%	21
<b>Total Responses</b>			<b>24</b>
<b>Research with a faculty member</b>			
Strongly Agree		0%	0
Agree		17%	4
Undecided		8%	2
Disagree		0%	0
Strongly Disagree		8%	2
Not Applicable		67%	16
<b>Total Responses</b>			<b>24</b>
<b>Theatre and the Arts</b>			
Strongly Agree		4%	1
Agree		8%	2
Undecided		0%	0







25. Indicate your current occupation.		Response Percent	Response Total
Marketing		5%	1
Communications		0%	0
Community/Personal Services		14%	3
Computer/Information Technology		0%	0
Cross-disciplinary Studies		0%	0
Education		18%	4
Engineering-related		0%	0
Foreign Languages		0%	0
Health Sciences/Allied Health		14%	3
Journalism		0%	0
Mathematics or Statistics		0%	0
Philosophy, Religion, Theology		0%	0
Sciences (Biological and Physical)		0%	0
Social Sciences		9%	2
Trade and Industrial		0%	0
Visual/Performing Arts		0%	0
<b>Total Responses</b>			<b>22</b>

26. Additional Questions		Response Percent	Response Total
<b>I am interested in participating in RSU alumni trips</b>			
Strongly Agree		0%	0
Agree		23%	5
Undecided		41%	9
Disagree		9%	2
Strongly Disagree		27%	6
<b>Total Responses</b>			<b>22</b>
<b>I am interested in attending alumni dinners and social events</b>			
Strongly Agree		9%	2
Agree		32%	7
Undecided		27%	6
Disagree		5%	1
Strongly Disagree		27%	6
<b>Total Responses</b>			<b>22</b>
<b>I am interested in community volunteer opportunities</b>			

26. Additional Questions		Response Percent	Response Total
Strongly Agree		0%	0
Agree		32%	7
Undecided		18%	4
Disagree		14%	3
Strongly Disagree		36%	8
<b>Total Responses</b>			<b>22</b>
<b>I am interested in alumni reunions</b>			
Strongly Agree		18%	4
Agree		18%	4
Undecided		32%	7
Disagree		0%	0
Strongly Disagree		32%	7
<b>Total Responses</b>			<b>22</b>
<b>During the coming year, I am likely to participate in an RSU event.</b>			
Strongly Agree		5%	1
Agree		36%	8
Undecided		32%	7
Disagree		5%	1
Strongly Disagree		23%	5
<b>Total Responses</b>			<b>22</b>

27. Rate each of the following Alumni Association programs and services at RSU.		Response Percent	Response Total
<b>Publications</b>			
Very Good		19%	4
Fair		24%	5
Poor		14%	3
No Opinion		29%	6
Does Not Apply		14%	3
<b>Total Responses</b>			<b>21</b>
<b>Homecoming activities</b>			
Very Good		10%	2
Fair		14%	3
Poor		14%	3
No Opinion		38%	8



