
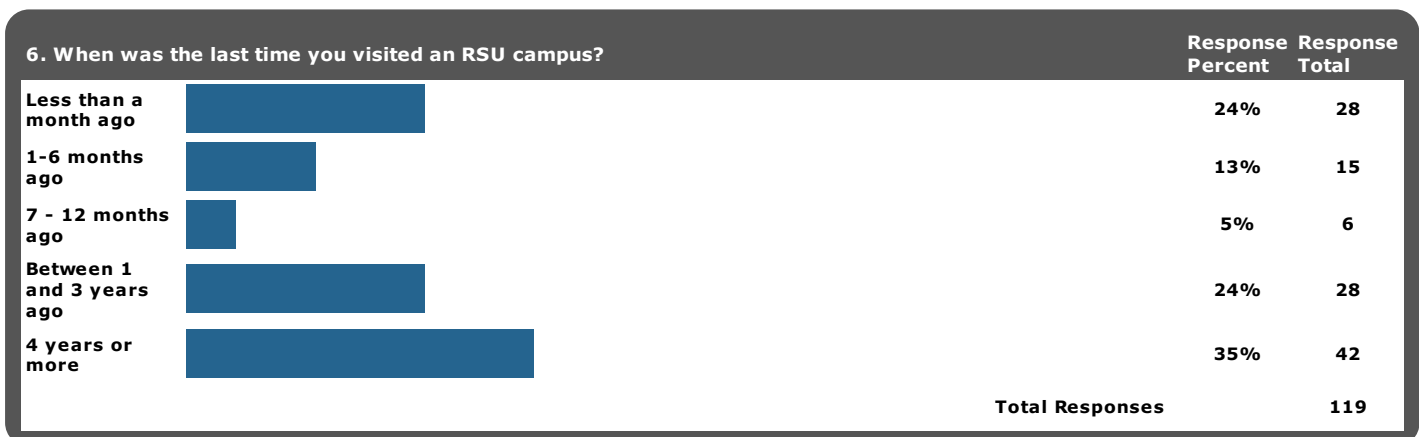
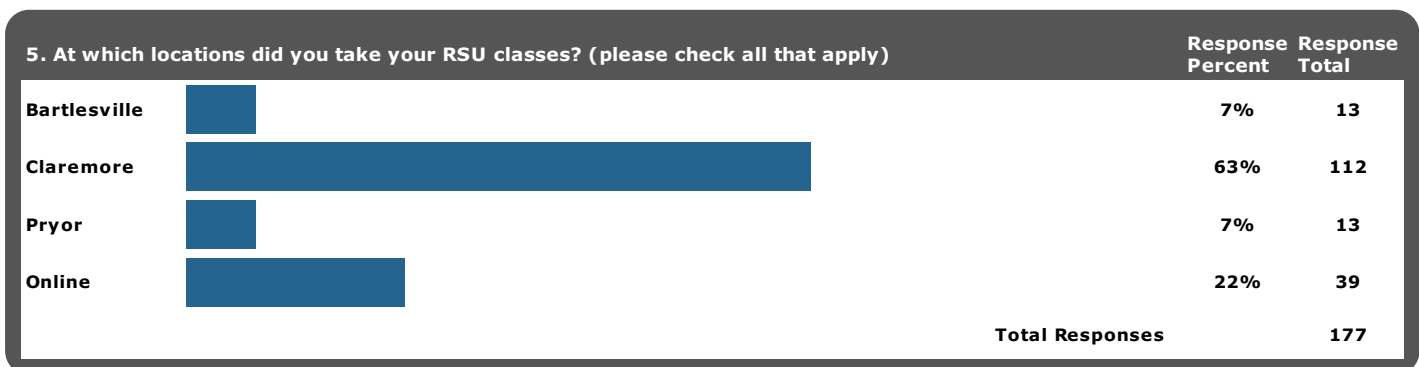
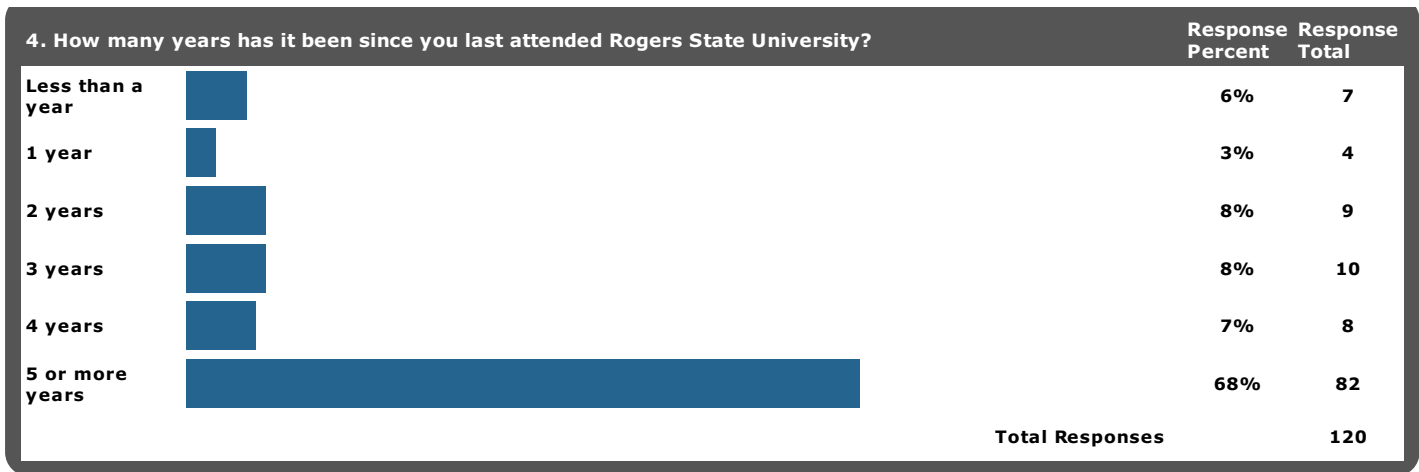


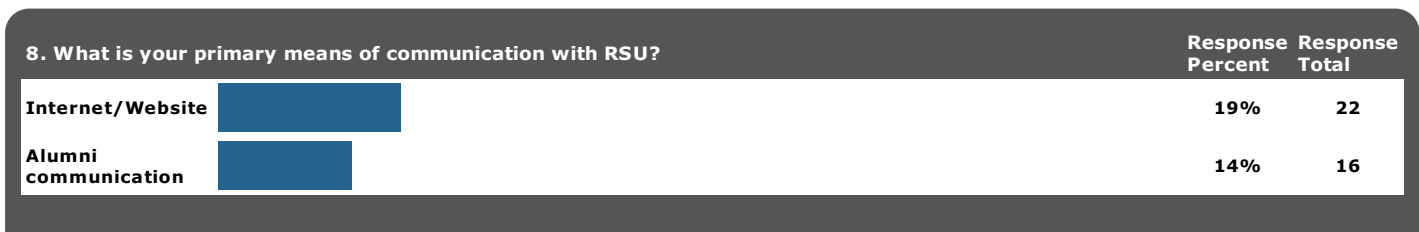
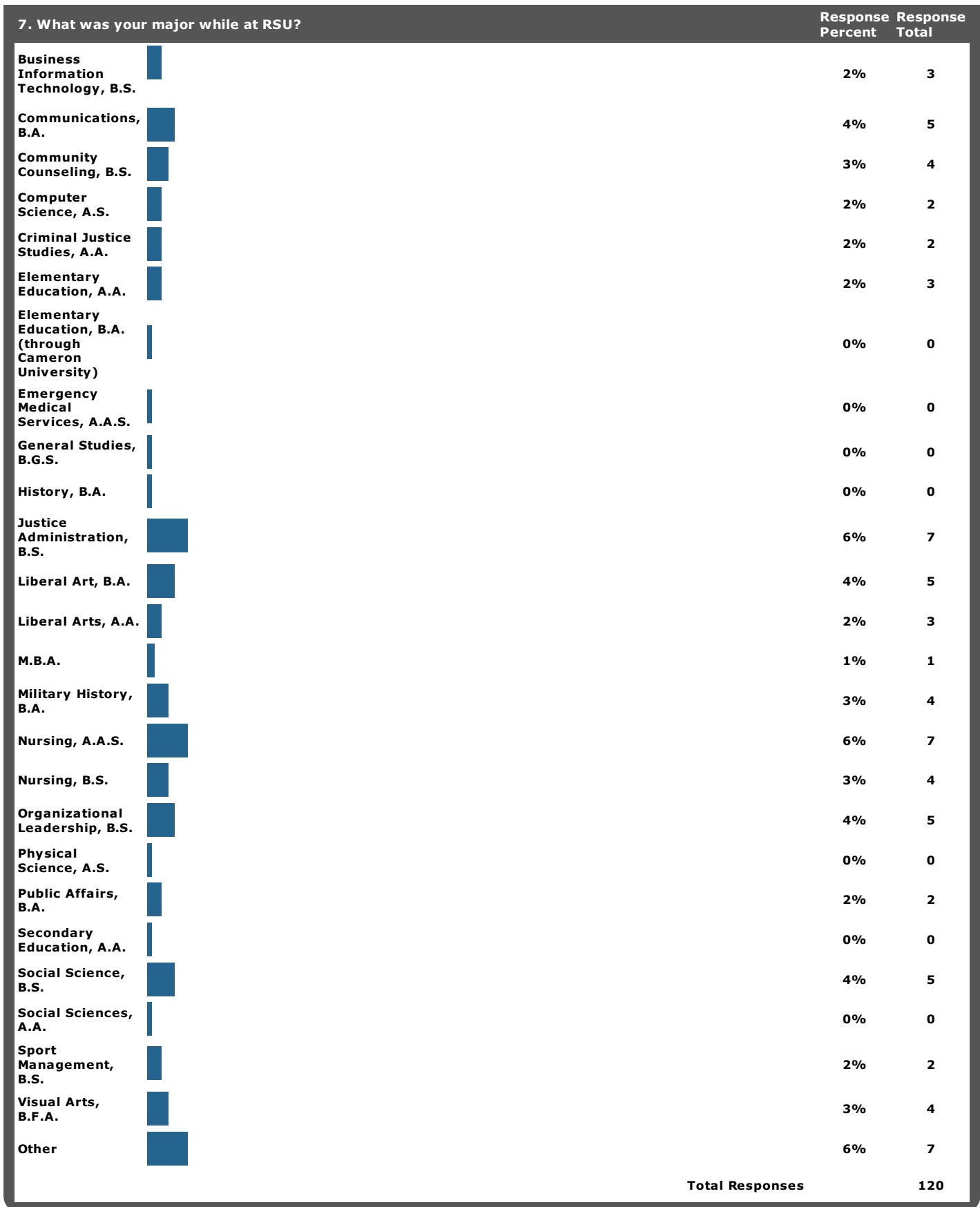
2021 RSU Alumni Survey

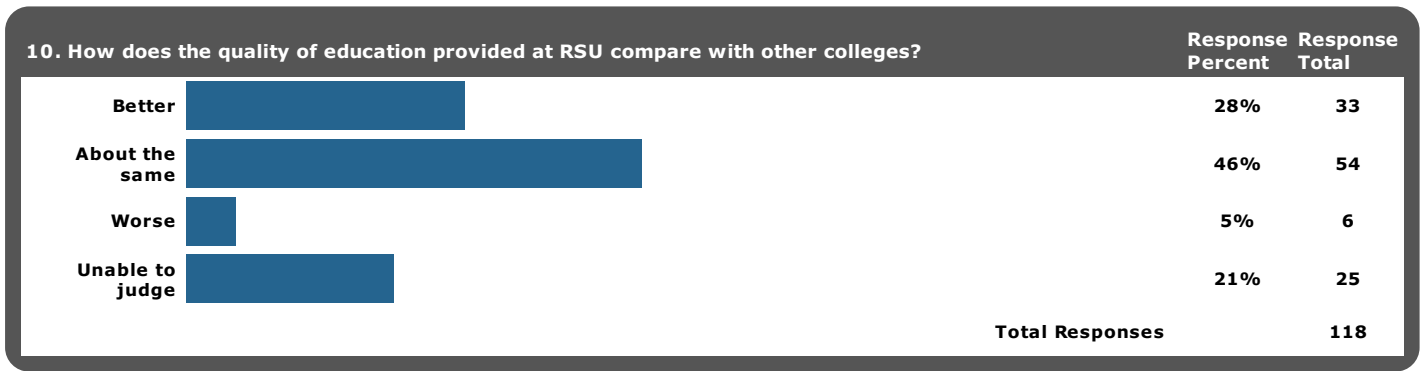
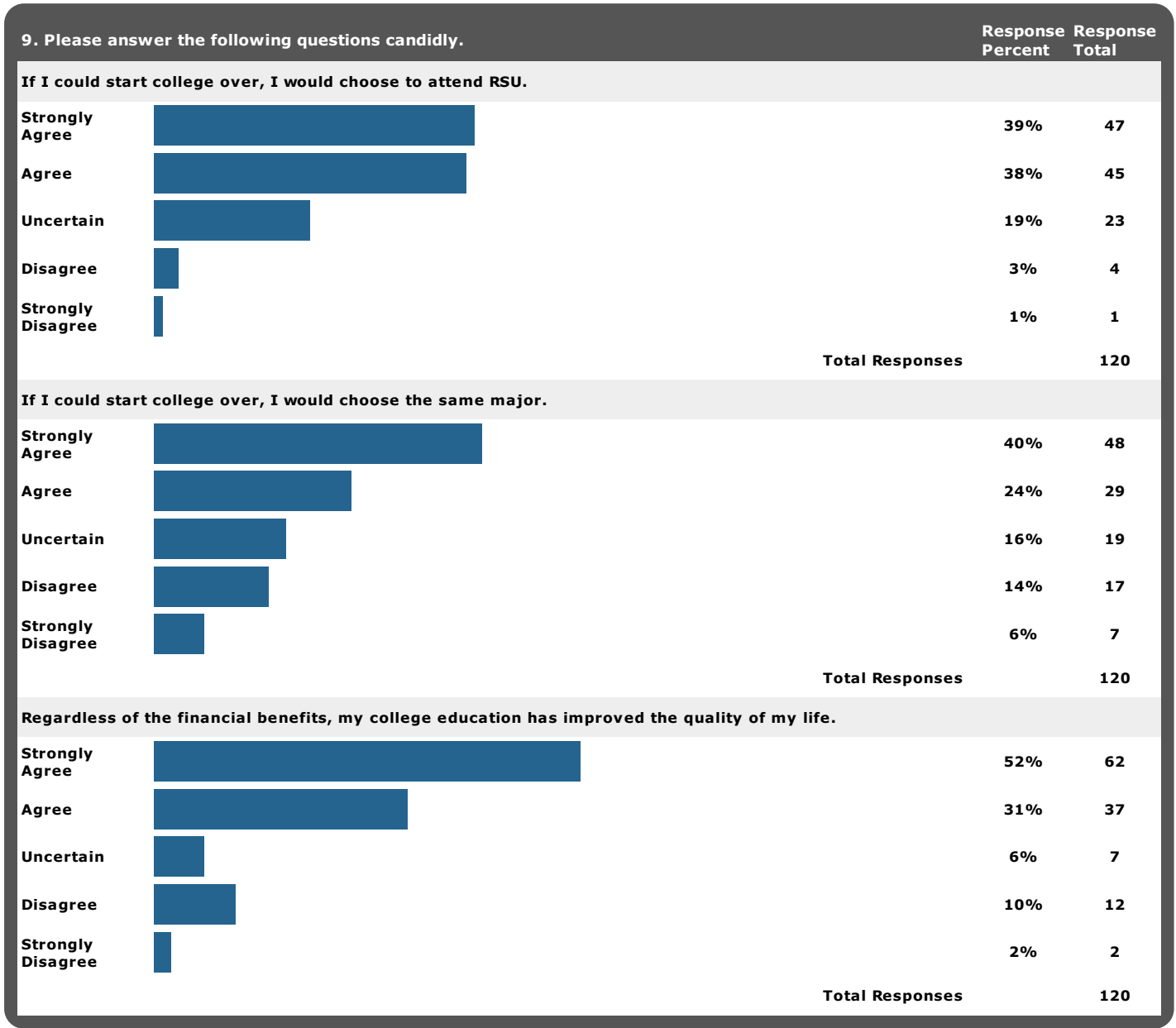
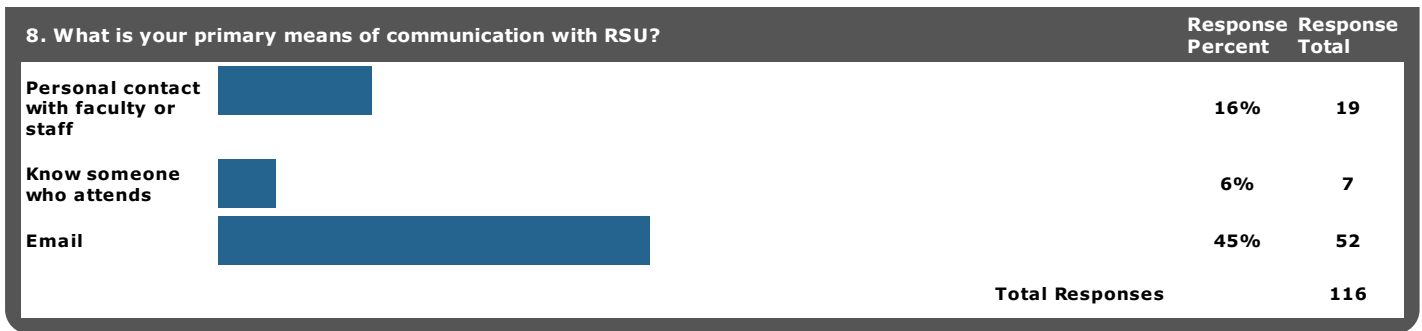
3. Please rate below how important each of the five 2022-2027 strategic planning goals are to meeting RSU's mission:

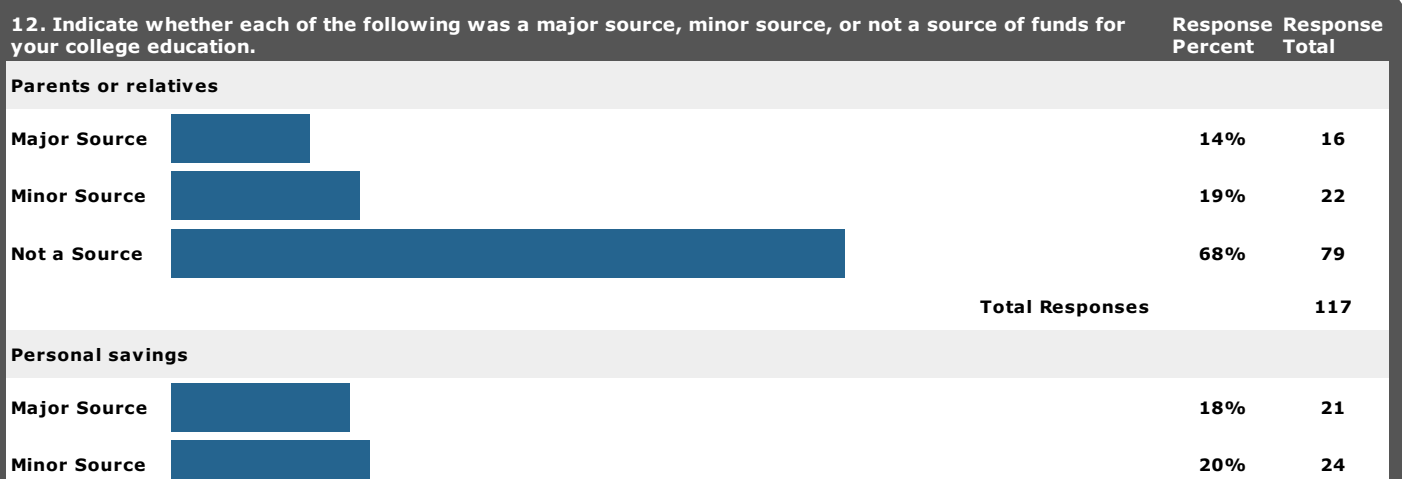
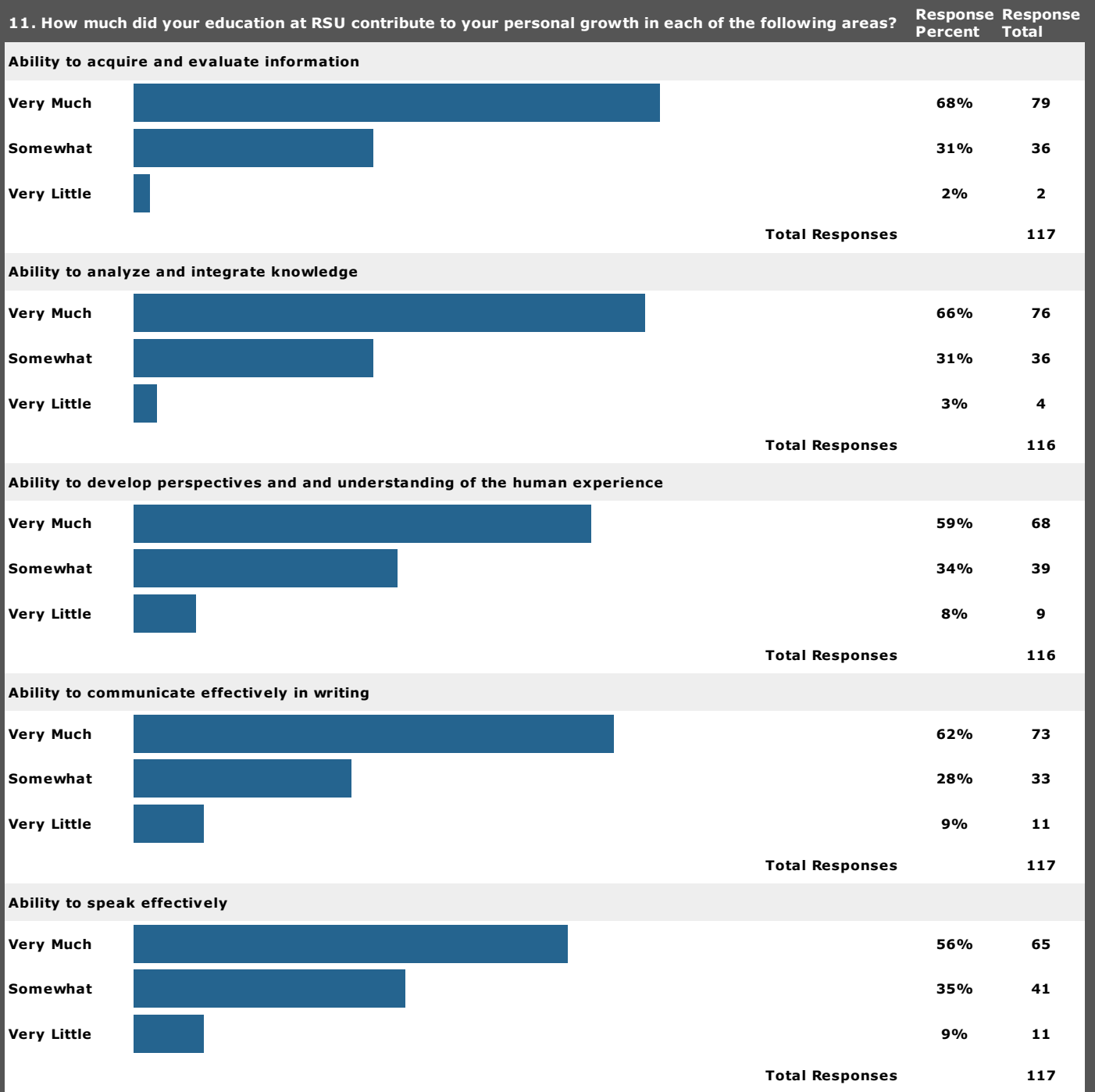
Our mission at Rogers State University is to ensure students develop the skills and knowledge required to achieve professional and personal goals in dynamic local and global communities.




















		Response Percent	Response Total
ACADEMICS AND CAREERS: Shifting institutional focus from input to output/degrees to careers			
Essential		52%	63
Very Important		40%	48
Mildly Important		6%	7
Not Important		2%	2
Total Responses			120
CAMPUS AND COMMUNITY ENGAGEMENT: Developing esprit de corps and a vibrant community			
Essential		32%	39
Very Important		47%	56
Mildly Important		20%	24
Not Important		1%	1
Total Responses			120
FACILITIES AND RESOURCES: Adapting to the realities of significantly a reduced state funding model			
Essential		35%	42
Very Important		37%	44
Mildly Important		24%	29
Not Important		4%	5
Total Responses			120
ENROLLMENT AND RETENTION: Focusing on student success and development			
Essential		73%	88
Very Important		22%	27
Mildly Important		4%	5
Not Important		0%	0
Total Responses			120
SAFETY AND SECURITY: Being aware of current and future considerations			
Essential		48%	57
Very Important		43%	52
Mildly Important		8%	9
Not Important		2%	2
Total Responses			120





























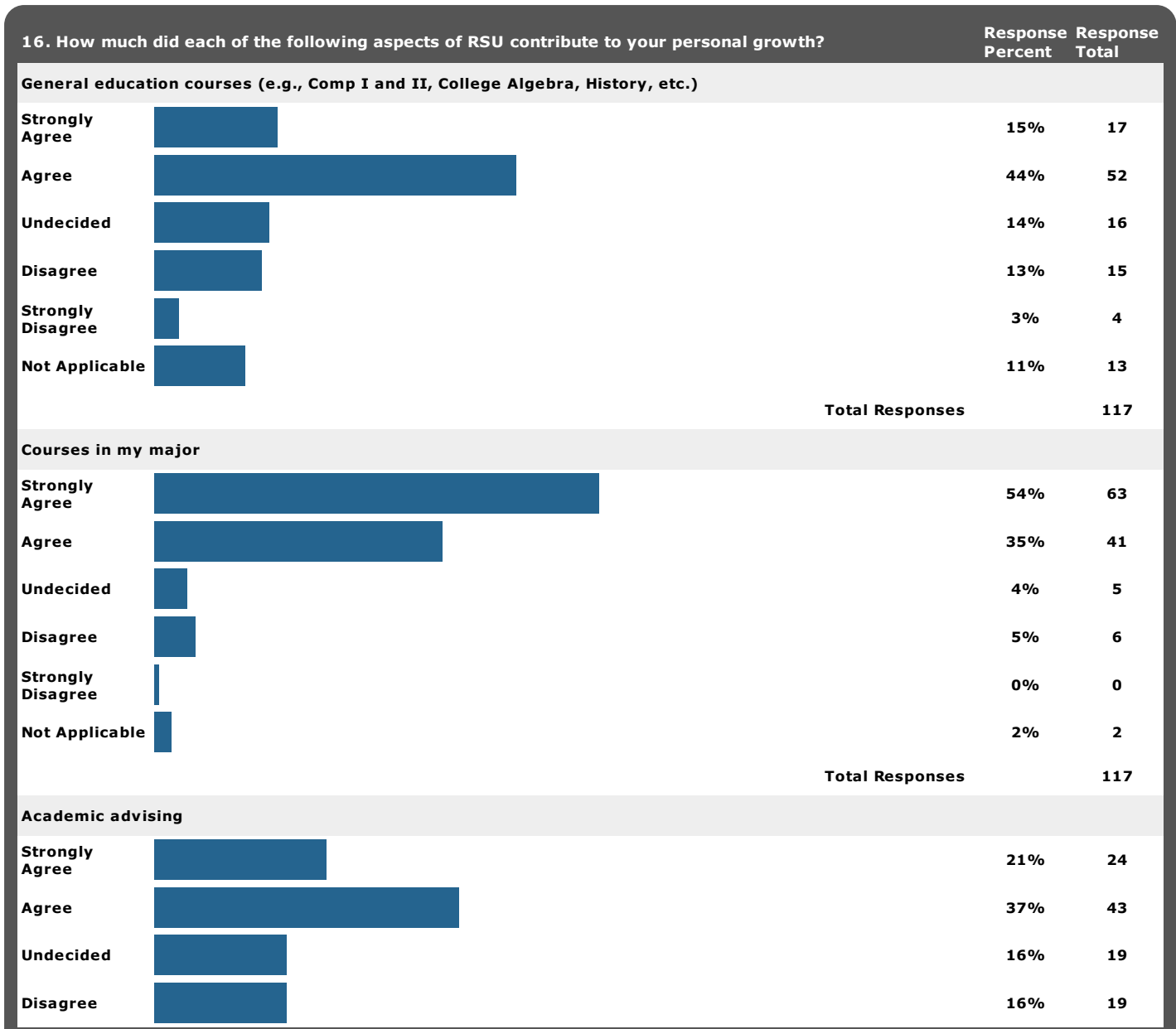
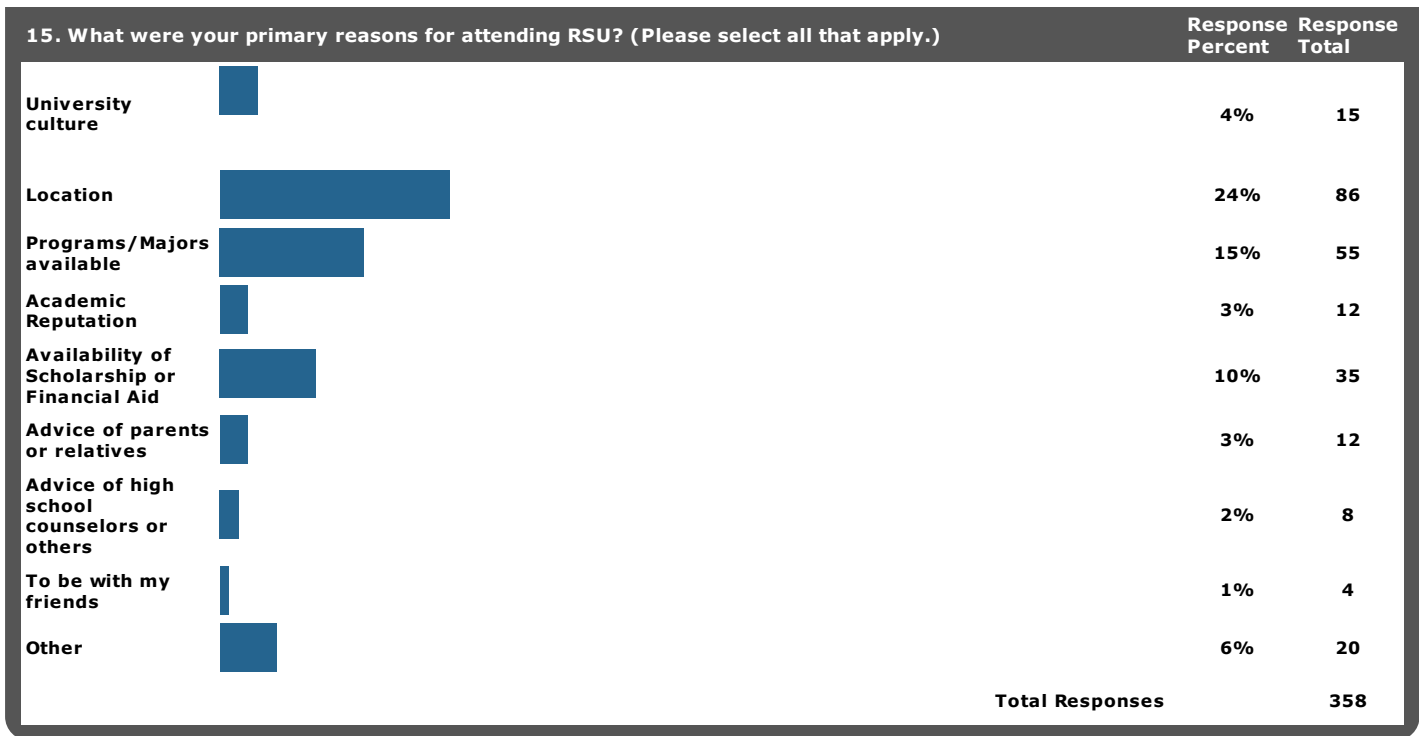
12. Indicate whether each of the following was a major source, minor source, or not a source of funds for your college education.		Response Percent	Response Total
Not a Source		62%	74
Total Responses			119
Summer employment			
Major Source		13%	15
Minor Source		25%	29
Not a Source		62%	73
Total Responses			117
Employment year-round			
Major Source		38%	45
Minor Source		22%	26
Not a Source		41%	49
Total Responses			120
Employment at RSU			
Major Source		10%	12
Minor Source		15%	18
Not a Source		74%	87
Total Responses			117
Spouse			
Major Source		9%	10
Minor Source		14%	16
Not a Source		77%	89
Total Responses			115
VA benefits			
Major Source		13%	15
Minor Source		0%	0
Not a Source		87%	102
Total Responses			117
Social Security benefits			
Major Source		0%	0
Minor Source		0%	0
Not a Source		100%	116
Total Responses			116
Student loans (Perkins loan, Federal Direct loan, etc.)			
Major Source		42%	49
Minor Source		11%	13
Not a Source		47%	56

12. Indicate whether each of the following was a major source, minor source, or not a source of funds for your college education.		Response Percent	Response Total
		Total Responses	118
Scholarships			
Major Source		42%	49
Minor Source		20%	23
Not a Source		38%	45
		Total Responses	117
Educational grants (Pell grants, FSEOG, Oklahoma Promise, etc.)			
Major Source		42%	49
Minor Source		9%	10
Not a Source		50%	58
		Total Responses	117

13. While attending RSU, what was the average amount of hours you worked for pay in a typical week?		Response Percent	Response Total
Did not work while attending RSU.		18%	22
1 - 10 hours per week		8%	10
11 - 20 hours per week		17%	20
21 - 30 hours per week		15%	18
31 - 40 hours per week		16%	19
More than 40 hours per week		25%	30
		Total Responses	119

14. While attending RSU, what was the average amount of semester credit hours in which you enrolled in a typical semester?		Response Percent	Response Total
1-6		10%	12
7-11		16%	19
12-15		55%	65
16-18		17%	20
More than 18		3%	3
		Total Responses	119

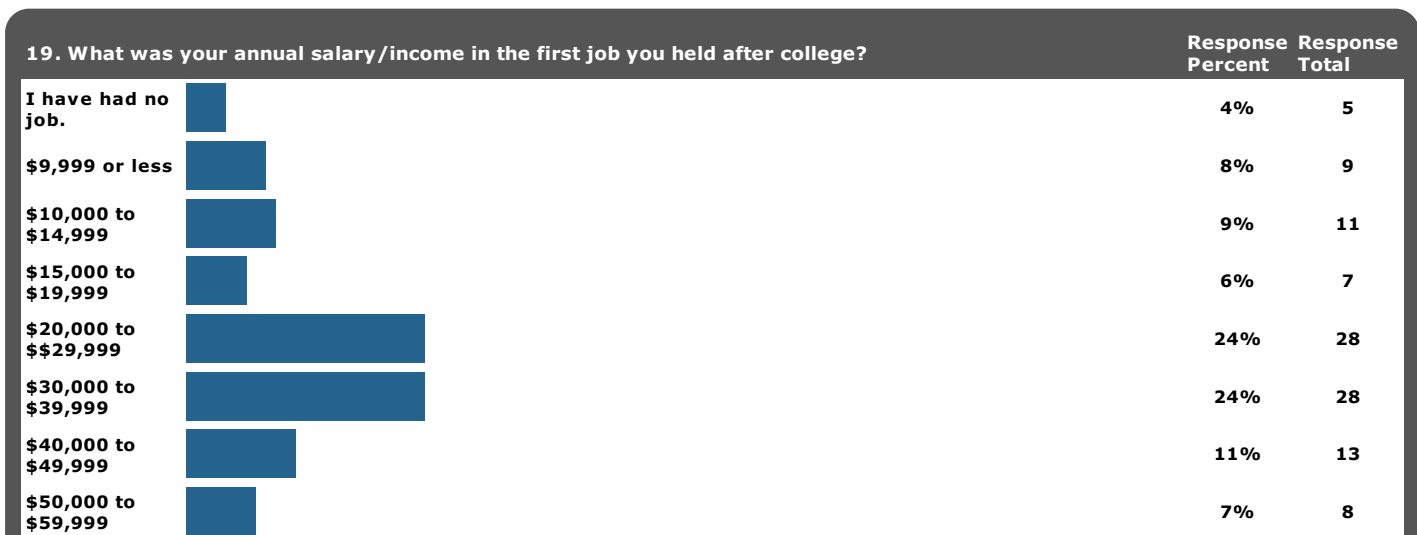
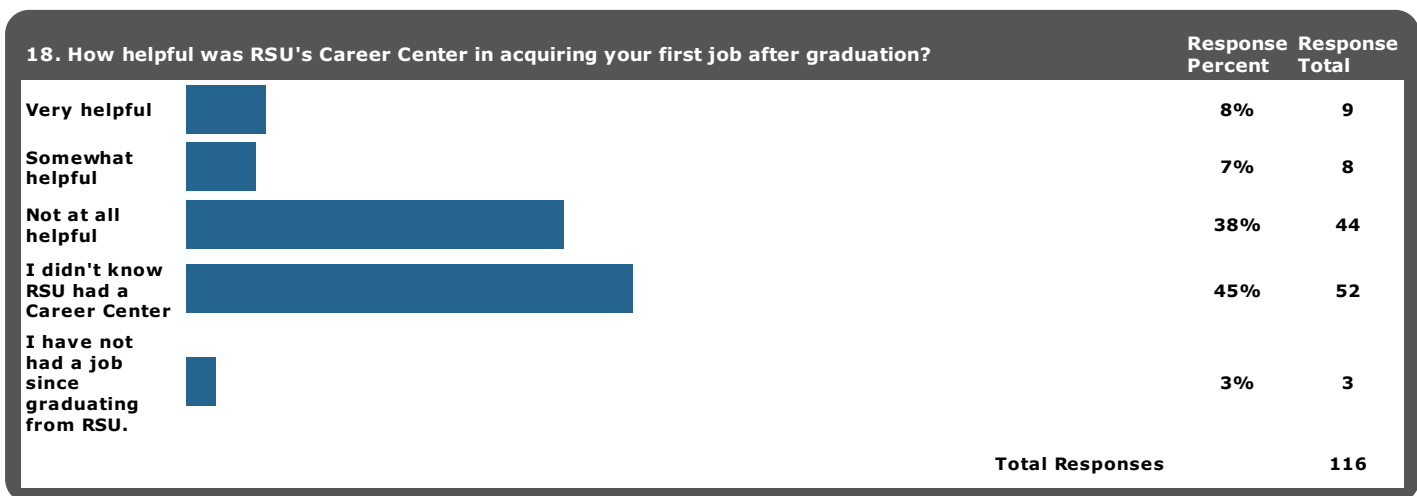
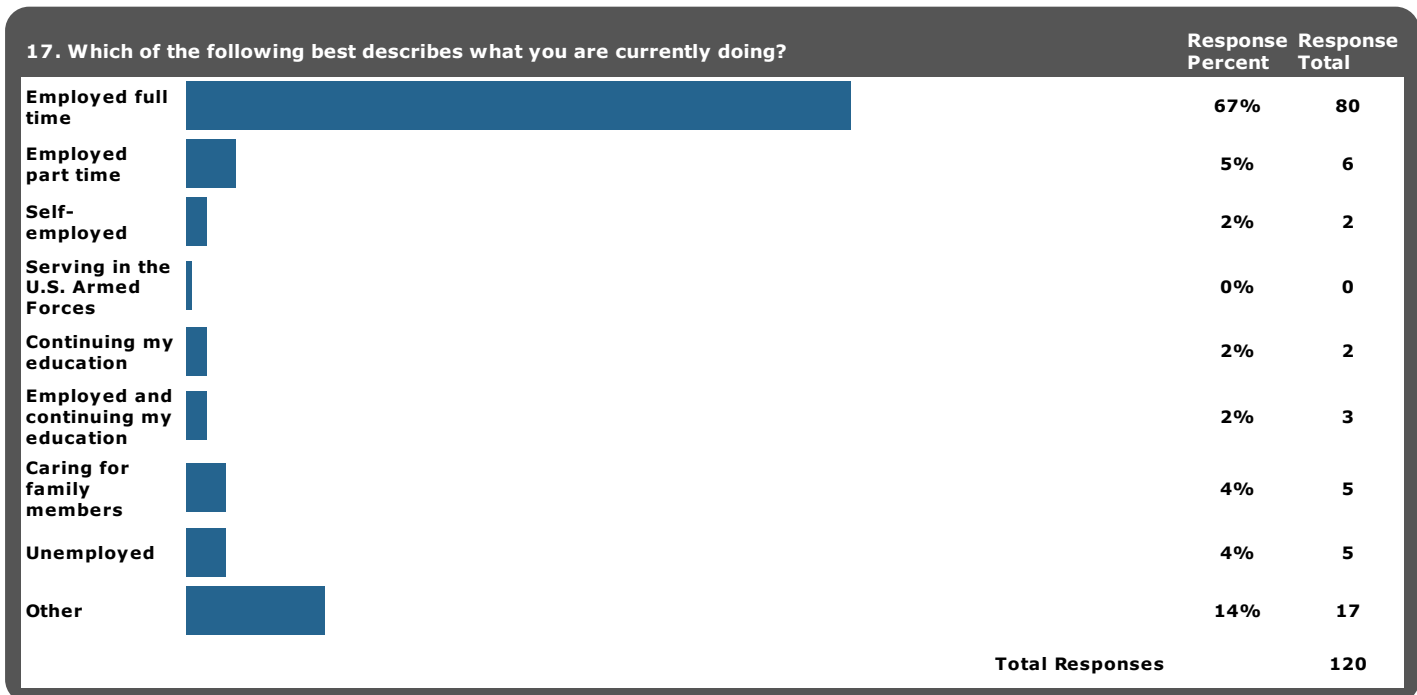
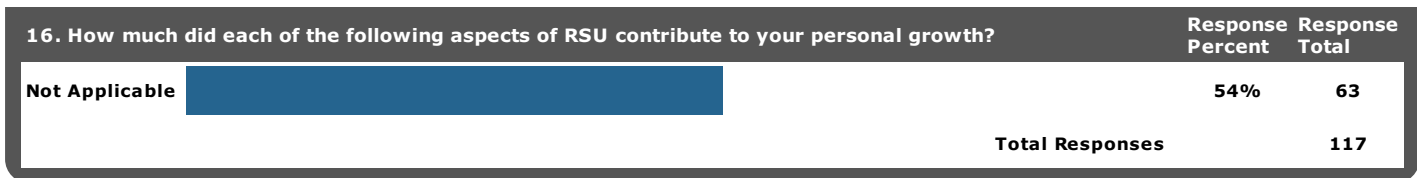
15. What were your primary reasons for attending RSU? (Please select all that apply.)		Response Percent	Response Total
Cost		17%	60
Admission standards		4%	14
Size		10%	37

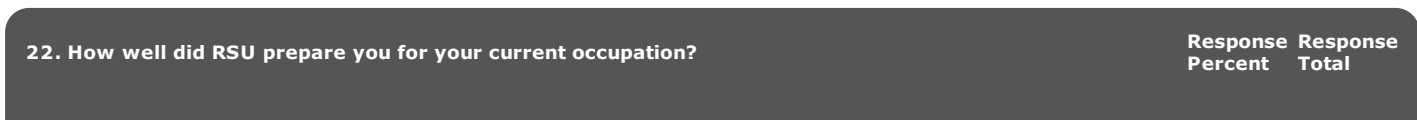
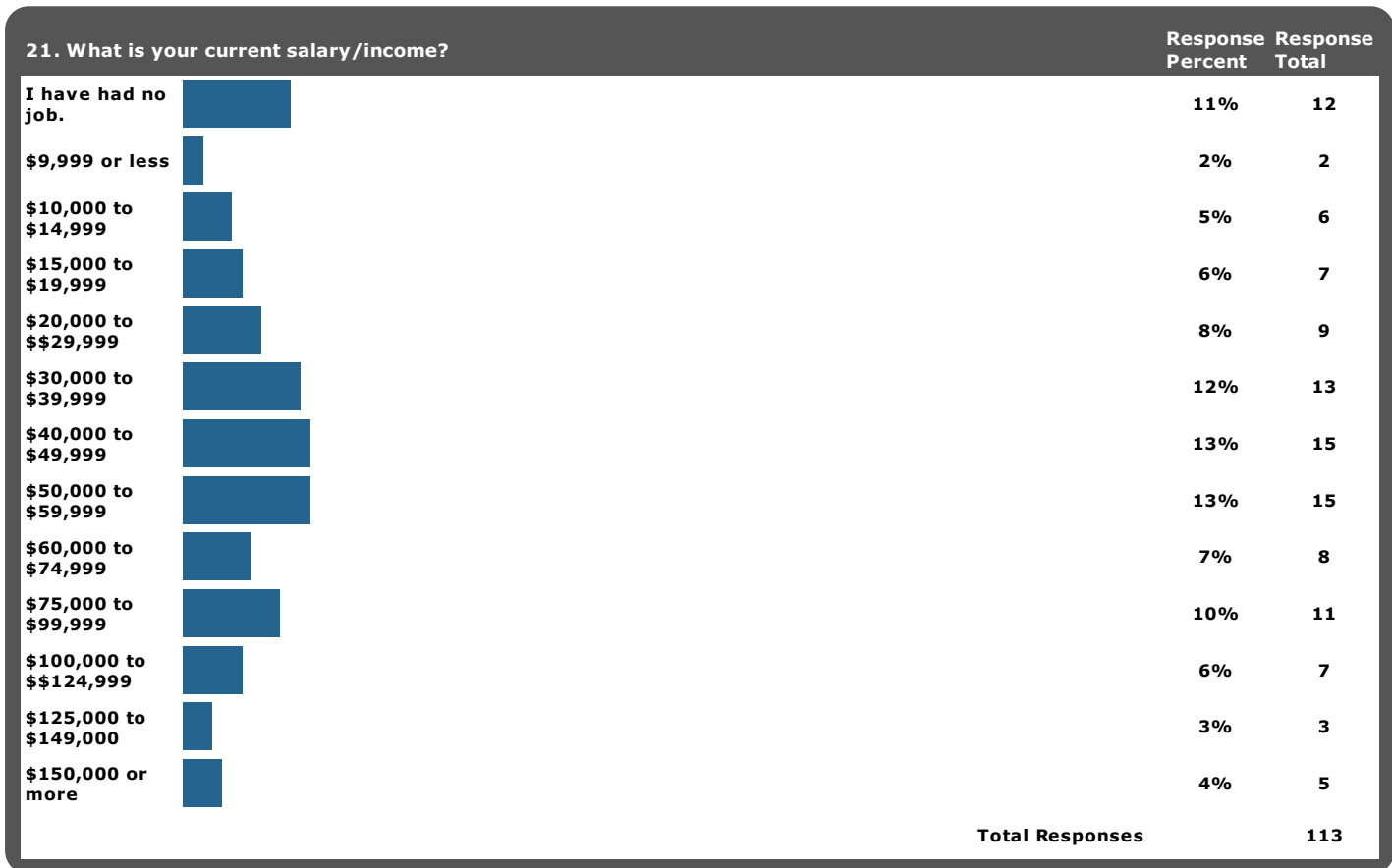
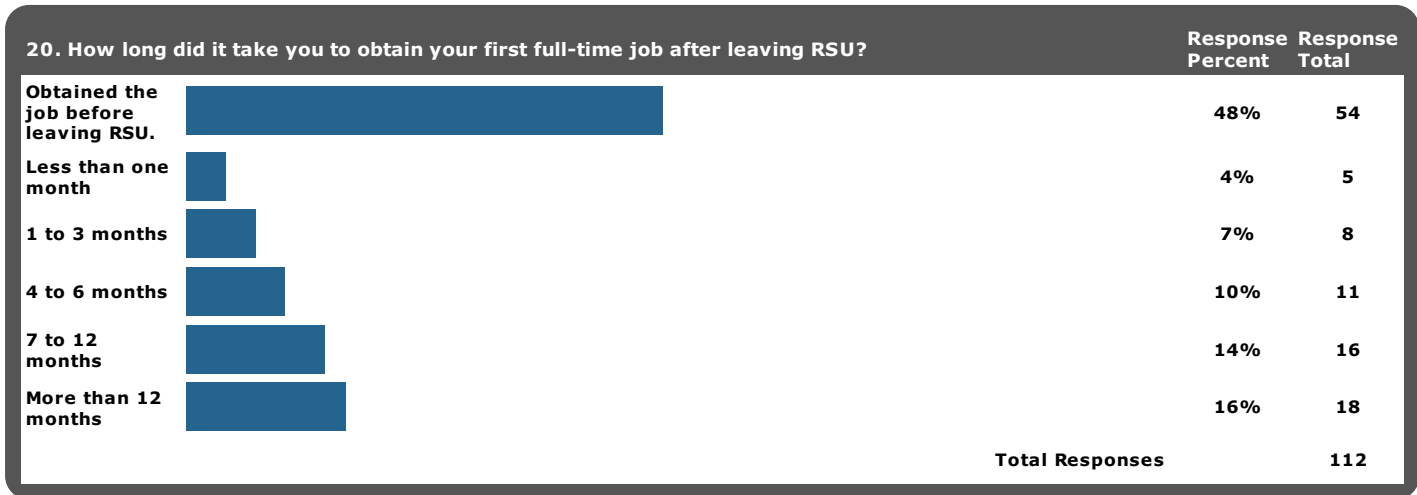


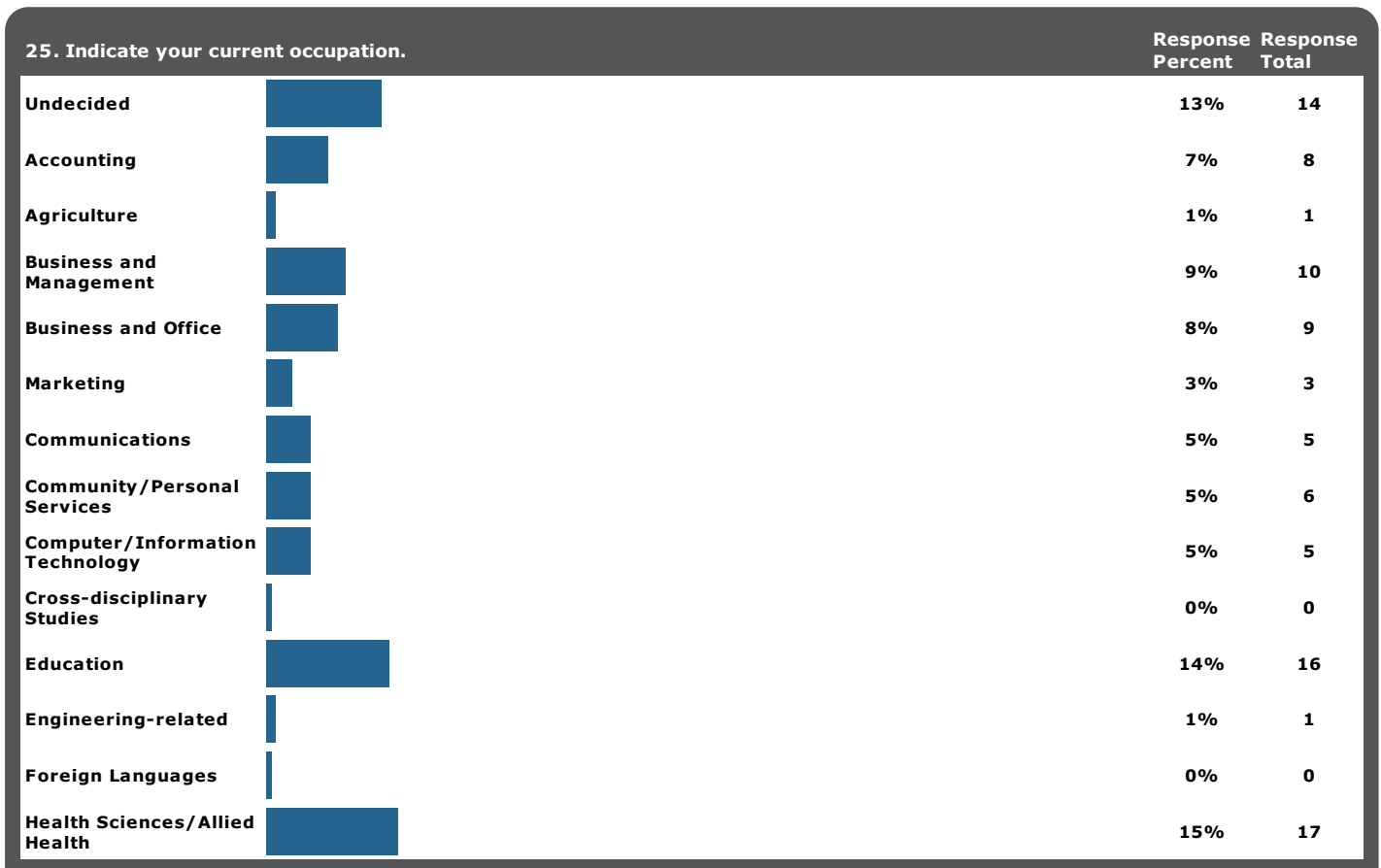
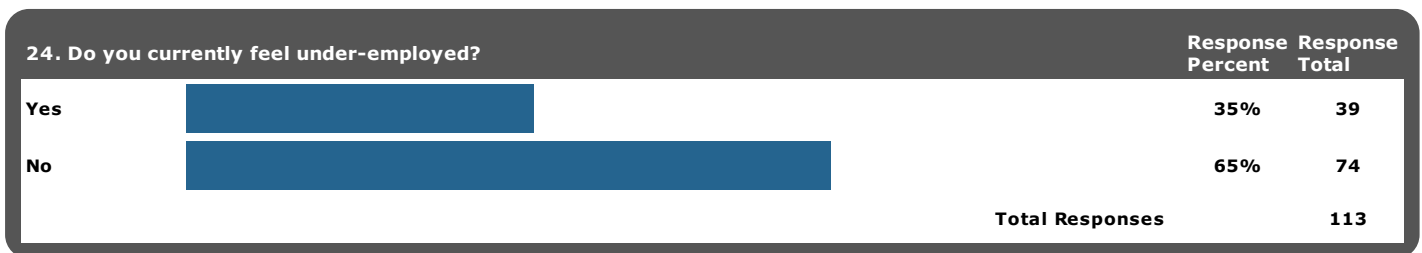
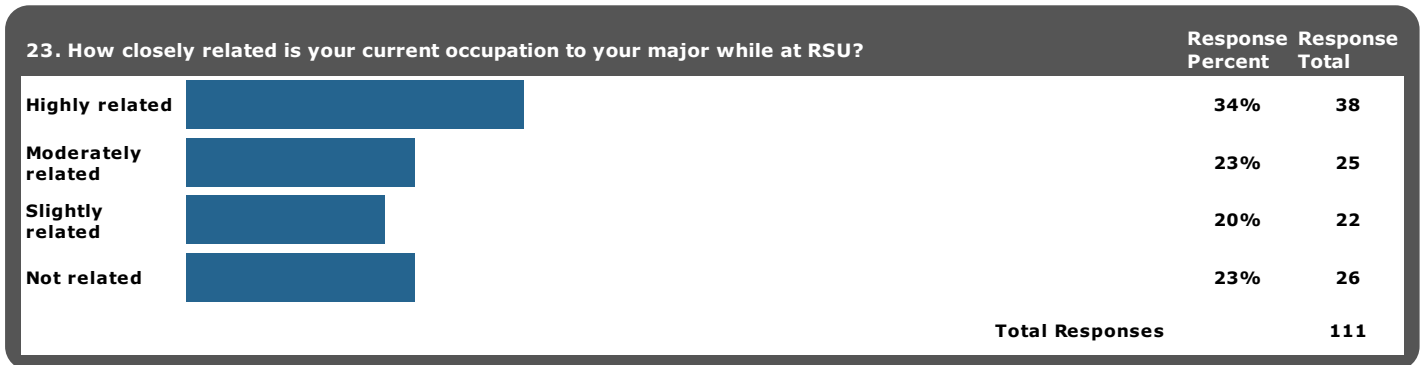
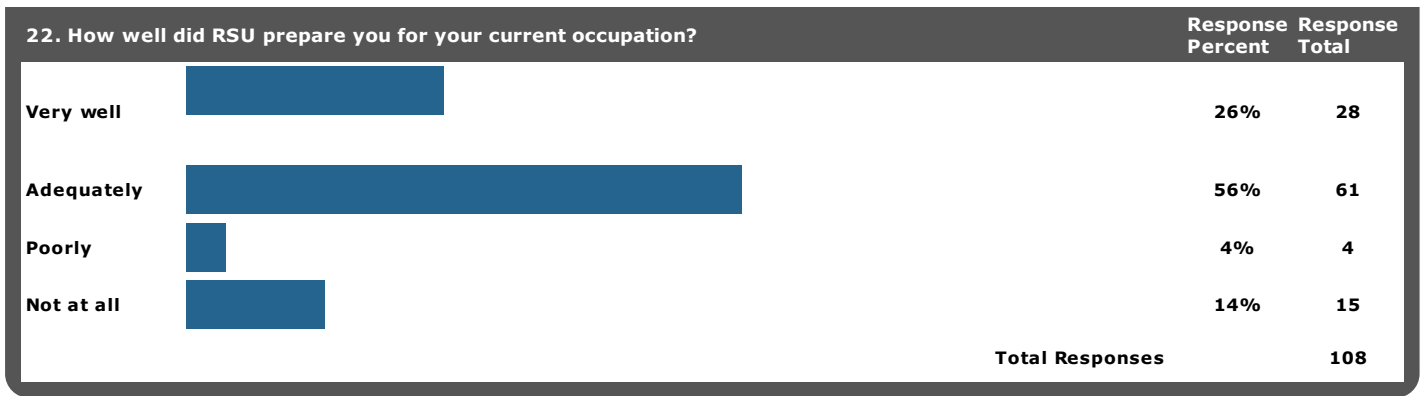
16. How much did each of the following aspects of RSU contribute to your personal growth?		Response Percent	Response Total
Strongly Disagree		6%	7
Not Applicable		4%	5
Total Responses			117
Career counseling			
Strongly Agree		8%	9
Agree		18%	21
Undecided		13%	15
Disagree		21%	24
Strongly Disagree		16%	18
Not Applicable		25%	29
Total Responses			116
Internships for academic credit			
Strongly Agree		12%	14
Agree		11%	13
Undecided		6%	7
Disagree		11%	13
Strongly Disagree		7%	8
Not Applicable		53%	61
Total Responses			116
Study Abroad/International experiences			
Strongly Agree		5%	6
Agree		4%	5
Undecided		4%	5
Disagree		3%	4
Strongly Disagree		5%	6
Not Applicable		78%	91
Total Responses			117
Service learning (service as a required part of a course)			
Strongly Agree		6%	7
Agree		17%	20
Undecided		11%	13
Disagree		3%	3
Strongly Disagree		7%	8
Not Applicable		56%	65
Total Responses			116

16. How much did each of the following aspects of RSU contribute to your personal growth?		Response Percent	Response Total
Community service (service not required as part of a course)			
Strongly Agree		9%	10
Agree		25%	29
Undecided		7%	8
Disagree		3%	3
Strongly Disagree		3%	4
Not Applicable		54%	63
		Total Responses	117
Residential life (general experiences in the residence halls)			
Strongly Agree		5%	6
Agree		15%	17
Undecided		3%	4
Disagree		4%	5
Strongly Disagree		3%	3
Not Applicable		70%	81
		Total Responses	116
Student government			
Strongly Agree		8%	9
Agree		14%	16
Undecided		11%	13
Disagree		4%	5
Strongly Disagree		3%	4
Not Applicable		59%	68
		Total Responses	115
Student organizations and clubs			
Strongly Agree		16%	19
Agree		21%	25
Undecided		13%	15
Disagree		3%	4
Strongly Disagree		3%	3
Not Applicable		44%	51
		Total Responses	117
Intramural athletics			
Strongly Agree		3%	4
Agree		6%	7


16. How much did each of the following aspects of RSU contribute to your personal growth?		Response Percent	Response Total
Undecided		8%	9
Disagree		5%	6
Strongly Disagree		3%	4
Not Applicable		74%	86
Total Responses			116
Intercollegiate athletics			
Strongly Agree		7%	8
Agree		3%	3
Undecided		8%	9
Disagree		5%	6
Strongly Disagree		3%	3
Not Applicable		75%	87
Total Responses			116
Research with a faculty member			
Strongly Agree		15%	17
Agree		19%	22
Undecided		8%	9
Disagree		3%	3
Strongly Disagree		3%	4
Not Applicable		53%	61
Total Responses			116
Theatre and the Arts			
Strongly Agree		11%	13
Agree		13%	15
Undecided		6%	7
Disagree		5%	6
Strongly Disagree		6%	7
Not Applicable		59%	69
Total Responses			117
Social action or social justice activities			
Strongly Agree		7%	8
Agree		15%	17
Undecided		11%	13
Disagree		7%	8
Strongly Disagree		7%	8















































25. Indicate your current occupation.

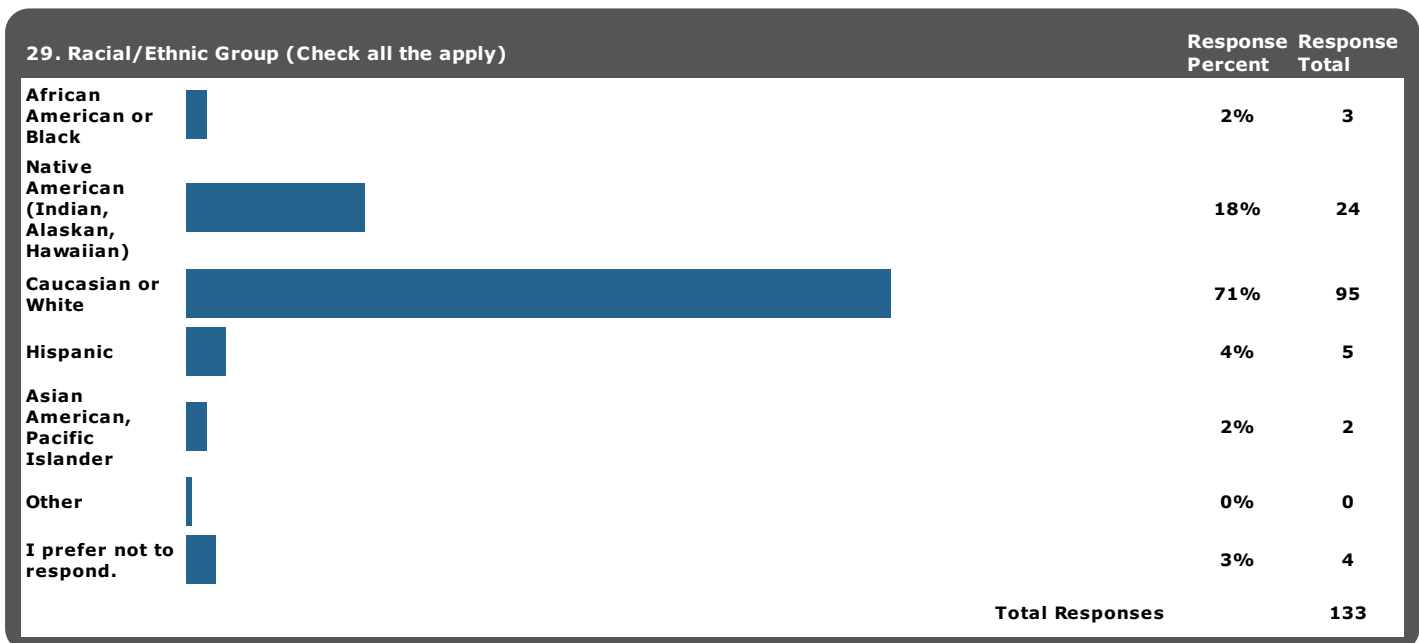
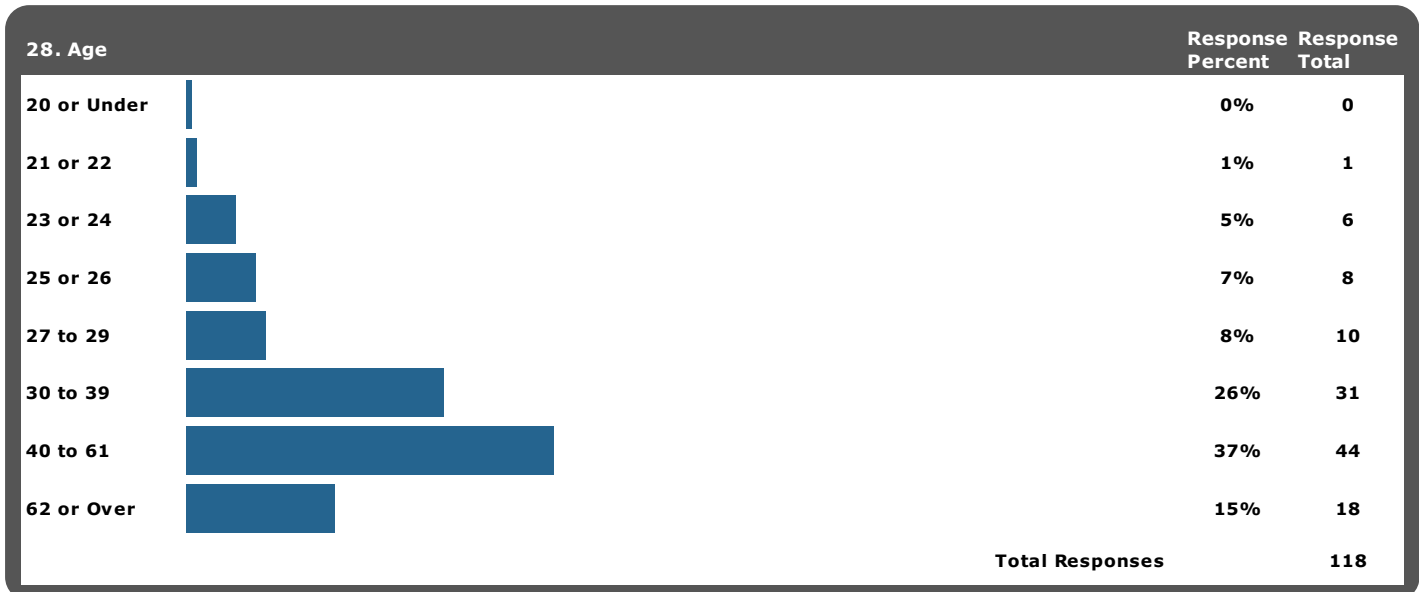

		Response Percent	Response Total
Journalism		0%	0
Mathematics or Statistics		0%	0
Philosophy, Religion, Theology		1%	1
Sciences (Biological and Physical)		1%	1
Social Sciences		4%	4
Trade and Industrial		7%	8
Visual/Performing Arts		2%	2
Total Responses			111

26. Additional Questions



		Response Percent	Response Total
I am interested in participating in RSU alumni trips			
Strongly Agree		5%	6
Agree		11%	13
Undecided		46%	54
Disagree		21%	25
Strongly Disagree		17%	20
Total Responses			118
I am interested in attending alumni dinners and social events			
Strongly Agree		10%	12
Agree		38%	45
Undecided		30%	35
Disagree		14%	17
Strongly Disagree		8%	9
Total Responses			118
I am interested in community volunteer opportunities			
Strongly Agree		8%	10
Agree		20%	24
Undecided		34%	40
Disagree		21%	25
Strongly Disagree		16%	19
Total Responses			118
I am interested in alumni reunions			
Strongly Agree		9%	11
Agree		28%	33








26. Additional Questions		Response Percent	Response Total
Undecided		31%	36
Disagree		20%	24
Strongly Disagree		12%	14
Total Responses			118
During the coming year, I am likely to participate in an RSU event.			
Strongly Agree		10%	12
Agree		19%	22
Undecided		40%	47
Disagree		22%	26
Strongly Disagree		9%	11
Total Responses			118




27. Rate each of the following Alumni Association programs and services at RSU.		Response Percent	Response Total
Publications			
Very Good		31%	36
Fair		24%	28
Poor		3%	4
No Opinion		24%	28
Does Not Apply		17%	20
Total Responses			116
Homecoming activities			
Very Good		17%	20
Fair		12%	14
Poor		3%	3
No Opinion		44%	51
Does Not Apply		24%	28
Total Responses			116
Fund raising programs			
Very Good		19%	22
Fair		16%	18
Poor		2%	2
No Opinion		43%	50
Does Not Apply		21%	24
Total Responses			116
Alumni Association meetings			










30. Gender		Response Percent	Response Total
		Total Responses	117

31. What was your primary enrollment status when you attended RSU?		Response Percent	Response Total
Full-time student		78%	93
Part-time student		22%	26
		Total Responses	119

32. How many years did you attend RSU?		Response Percent	Response Total
1 year		2%	2
2 Years		19%	22
3 Years		23%	27
4 Years		28%	33
5 Years		17%	20
6 Years		4%	5
7 Years or More		7%	8
		Total Responses	117

33. Where do you currently live?		Response Percent	Response Total
In Northeast Oklahoma		85%	99
In Oklahoma but not Northeast Oklahoma		5%	6
In another U.S. state		10%	12
In another country		0%	0
		Total Responses	117

34. What is/was the highest level of education of your father?		Response Percent	Response Total
Less than a high school degree		13%	15
High school degree or equivalent		43%	50
Some college		15%	17
Associate degree		7%	8
Bachelor degree		14%	16
Masters degree		6%	7
Doctorate or professional degree		3%	3

34. What is/was the highest level of education of your father?

Response
Percent

Response
Total

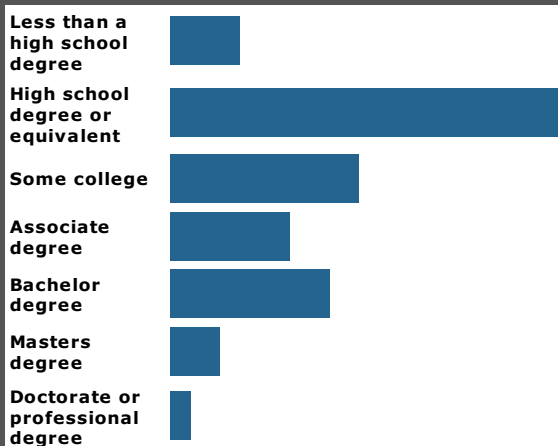
Total Responses

116

35. What is/was the highest level of education of your mother?

Response
Percent

Response
Total



Total Responses

117

36. If you are employed, may we contact your current employer to conduct an employer survey?

Response
Percent

Response
Total



Total Responses

108